

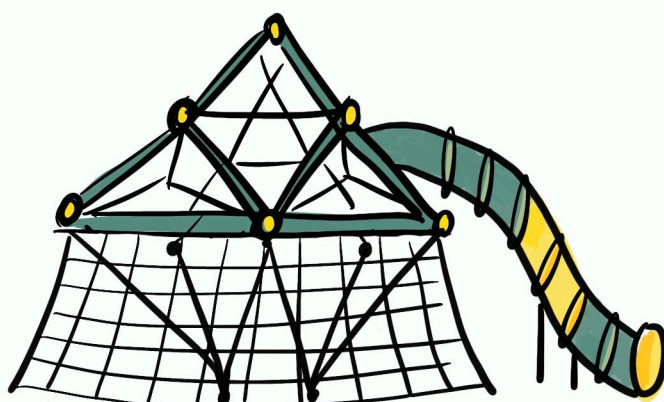




# POINTS OF INTEREST



NATIVE FLOWERS



PLAYGROUND




CORELLA

COCKATOO


RAINBOW LORIKEET




BEAUTIFUL RESIDENTIAL GARDENS



OFF-LEASH DOG PARK



EXERCISE EQUIPMENT



## INFORMATION

- WALK, RUN, RIDE, SCOOT OR WALK THE DOG ON A LEASH
- DISTANCE
  - FULL CIRCUIT - APPROX 3.5km/ 1 HOUR WALK
  - PRICE PARK CIRCUIT - 1km/20 MINS
- SURFACE - GRAVEL PATH AND CONCRETE FOOTPATH
- GRADIENT - SOME STEEP GRADIENTS
- DIFFICULTY - MEDIUM TO CHALLENGING (HILLY)

## TRANSPORT



BUS ROUTES  
513, 517



CAR PARKING LOCAL STREETS  
INCLUDING LYON RD & MEYRICK CRES

**HAVE FUN!**

## BE PREPARED

- DON'T FORGET A HAT, WATER BOTTLE, SUN PROTECTION AND SUNSCREEN
- BE MINDFUL OF OTHER WALKERS/ CYCLISTS
- BE AWARE OF TRAFFIC WHEN CROSSING STREETS OR CARPARKS
- WATCH OUT FOR SNAKES DURING WARM WEATHER
- DAYS OF TOTAL FIRE BAN - CHECK THE FIRE RISK WARNING BEFORE EMBARKING ON THIS WALK
- WHEN WALKING WITH YOUR DOG, ENSURE YOU MAINTAIN EFFECTIVE CONTROL OVER YOUR PET AT ALL TIMES AND PLEASE PICK UP DOGGY'S POO!
- ENJOY YOUR SURROUNDINGS