

Banyule City Council

# Budget 2018/2019





<b>Contents</b>	<b>Page</b>
Mayor’s Introduction	3
CEO’s Introduction	4
Executive Budget Summary	5
<b>Budget reports</b>	
1. Linkages to the Council Plan	11
2. Services, Initiatives and Service Performance Indicators	18
3. Financial Statements	51
4. Notes to the Financial Statements Comparison	58
5. Capital Works Program	80
6. Initiatives Program	105
7. Financial Performance Indicators	111
8. Fees and Charges Schedule (Income)	113



## **Mayor's Introduction**

Banyule City Council is pleased to release its Budget for 2018/2019. This is the second budget of this Council's four-year term which allocates the financial resources to deliver on the Council Plan 2017-2021. It builds on the solid foundation of the last few budgets and importantly sets the stage for a secure, sustainable future.

Council has worked smart to be in a sound financial position and deal with many major challenges that are impacting public infrastructure and community services. Population is growing, people are living longer and the type of services people need is changing. Meanwhile the cost of living climbs, for you and for local governments. This is compounded by the fact that Victorian councils operate in a rate capping environment. As a result, we are dedicated to keeping costs down by finding efficiencies and savings. The Budget reflects our commitment to spending responsibly while balancing the need to maintain the amenity that the community is used and keep delivering services people need.

Our forecasted budget surplus of \$5.21 million also demonstrates our strong financial position when you consider the breadth of projects and initiatives that will be delivered. This is a credit to prudent planning, targeted spending and making the best use of resources to meet the needs of the community. To help us meet long-term financial stability, we continue to follow a significant debt reduction strategy that sees Council loans reduce from \$60.28 million in 2014 to a forecasted \$20.81 million by 2022. This is a great trend and means that the community can have confidence in the long-term financial sustainability of Council.

This year we have funded \$47.19 million to deliver an array of capital projects that will take shape across the City. One of our major projects is to transform the Ivanhoe Civic Precinct with a state-of-the-art Ivanhoe Library and Cultural Hub, expected to be completed by 2020. We have substantially increased funds to \$1.09 million to improve drainage and irrigation across Banyule. Another key focus is reducing our carbon footprint which is helped by \$1.2 million invested over the next four years to install solar panels on Council buildings to generate clean energy. Improving transport infrastructure, such as footpaths, roads, car parks and bridges, remains a key focus with \$7.16 million allocated this year, while parks and gardens will be looked after with \$6.56 million, which includes a focus on improving sports field lighting. We have also allocated \$1.56 million to upgrade sporting pavilions, including building female-friendly change rooms at several facilities to address the rise of female sports participation.

This Budget continues to support a healthy, vibrant and connected community. There will be \$6.51 million invested across a wide variety of community initiatives, including supporting the new Sports Park at La Trobe University, increased transport advocacy to respond to the North East Link and other transport projects, social enterprise activities, and developing plans for youth spaces, public places, energy, car parking and parklands. There will also be a calendar full of free community festivals, events and activities to bring the community together and enjoy.

Lastly, I thank all the members of the community who have taken time to provide feedback along the way as we have prepared the Budget. The input we continue to receive from the broad cross section of individuals and organisations helps us determine what is important to the community. Council remains committed to keeping this vital line of communication open by engaging and consulting with the community to ensure what we do remains relevant and improves the experiences of those that live, work and play in Banyule. We look forward to continuing this collaborative partnership and delivering the benefits of this Budget.

**Cr. Mark Di Pasquale**  
**Mayor**



## Chief Executive Officer's Summary

Council has prepared the Budget 2018/2019 that is aligned to, and will deliver on, the Council Plan 2017-2021 (Year 2). The Budget's overarching strategic direction is to ensure the long-term financial sustainability for Banyule with a focus on key themes that resonate strongly with our community:

- Deliver quality services that offer value for money and respond to community needs
  - Demonstrate responsible financial management and governance
  - Prepare and plan for our growing City
  - Maintain our public and open spaces and preserve neighbourhood character
- 
- Lead on environmental sustainability in partnership with the community
  - Invest in infrastructure and community facilities
  - Engage and communicate with our community
  - Encourage community participation and inclusion
  - Advocate for our community

This year we have an expenditure of \$146.43 million and have allocated \$47.19 million to capital works projects that improve infrastructure and facilities. One of the most exciting projects is the redevelopment of the Ivanhoe Civic Precinct which will see the Ivanhoe Library and Cultural Hub revitalise the civic precinct with much-needed modern facilities. This is a long-term project, which after years of planning and public consultation, will start construction later this year.

In Greensborough, Council continues to benefit after combining staff from three offices to its purpose-built civic offices above WaterMarc in April 2017. Over that period, we have seen reduced net operating costs, improved collaboration and productivity along with greater capacity to help deliver services to the community.

Embracing the way of doing business in a modern world, we are seeing Council adapt its processes to offer a more customer-centric approach. We continue to explore better ways for people to interact with Council, get information and support, and access our services. This is being supported through investing in IT systems to streamline processes, offer more convenience and improve the customer experience, including website improvements and enhancing our online engagement platform Shaping Banyule. Staff are also being equipped with improved technology to be more productive in the office and in the field.

Other ways Council has brought substantial savings is through strategically managing its property portfolio to raise revenue to fund community projects. We have also joined with other councils to secure better value procurement and shared services that helps keep costs down. Our ongoing program of service reviews also continues to identify savings and efficiencies and ensure we offer value with the services we provide.

Advocating for the community remains a key focus as we seek grants and funding partnerships across levels of government to minimise the strain on Council finances and maximise beneficial outcomes. There are some major Victorian Government projects, such as the North East Link, that will have huge implications on Banyule. Ensuring we are resourced to deal with this and advocating on community needs is crucial to achieving the best for our municipality. Another external impact on future budgets is the changing nature of the recycling industry and we remain mindful of the financial implications under a rate capping environment.

The Budget 2018/2019 positions us to lead the community through some challenging yet exciting times, and I look forward to seeing it come to fruition.

**Simon McMillan**  
**Chief Executive Officer**



## EXECUTIVE BUDGET SUMMARY

### Financial Principles

The Banyule City Council Budget 2018/2019 outlines our financial strategies that support our service obligations; capital works aspirations and asset renewal objectives. Specifically to:

- Establish a prudent and sound financial framework, combining and integrating financial strategies to achieve a planned outcome.
- Establish a financial measurement framework against Council's plans and policies.
- Ensure that Council complies with sound financial management principles, as required by *the Local Government Act 1989* and plan for the long-term financial sustainability of Council.

Council has complied with the following principles of sound financial management to:

- Generate sufficient cash to fund Capital Works and meet the asset renewal requirements as outlined by the VAGO financial sustainability ratios.
- Encourage more operational innovation to enhance operating activities and control expenditure at levels that are able to consistently support the funding requirements of the Capital Works program and provision of quality services.
- Support the growth of non-rate revenue to achieve greater diversification of the current revenue base and provide flexibility within which to better manage rate revenue increases to within the rate cap.
- Balance meeting the ongoing core service needs of our community, expectations and quality of delivery with the ongoing achievement of long term financial sustainability.
- Delivery of a rating strategy based on stability, equity, efficiency and transparency.
- Delivery of a debt management strategic plan to ensure decisions and opportunities can be accommodated within a context of responsible, sustainable financial management.

### Summary of Financial Position

Key Statistics	Forecast	Budget
	Actual 2017/18 \$'000	2018/19 \$'000
Total Expenditure	144,793	146,434
Total Income	152,023	151,641
Surplus for the year	7,230	5,207
Underlying Operating Surplus	1,105	1,077
Total Capital Works Expenditure	31,704	47,186



## EXECUTIVE BUDGET SUMMARY (cont.)

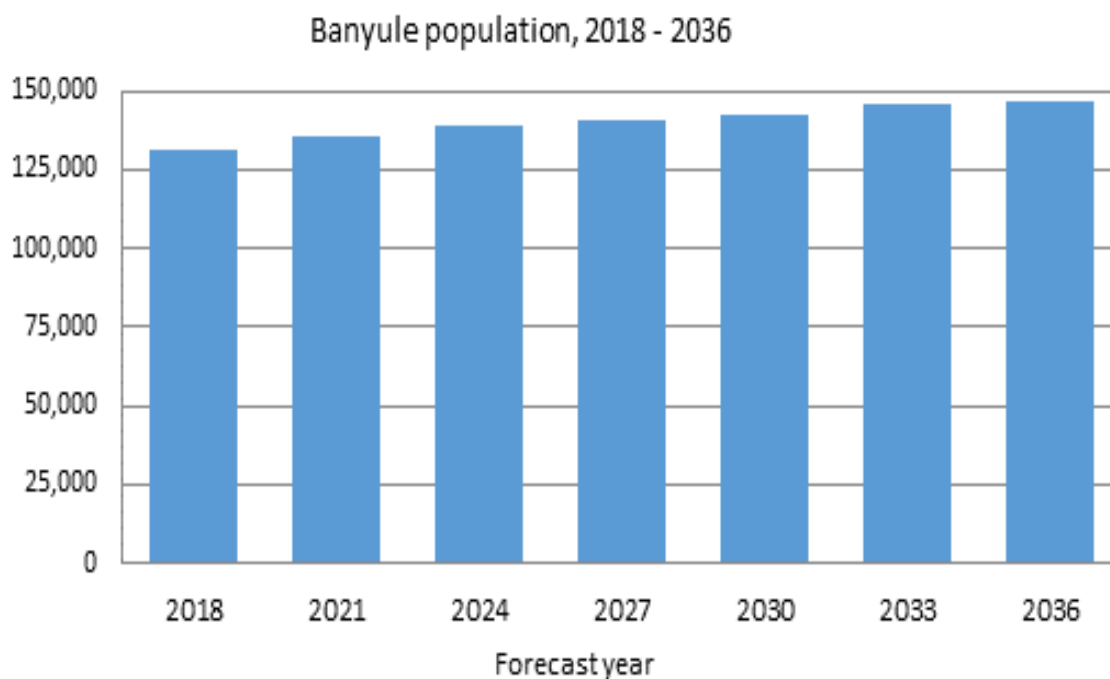
### Municipal Demographics

Banyule's estimated resident population for 2017 is 129,341. The municipality has an older age profile compared to Greater Melbourne. Older adults aged 50+ years make up 36% of Banyule's population compared to 31% of the population in Greater Melbourne.

From 2011 to 2016, the largest increase in the number of Banyule residents occurred in the following age groups:

- 5-9 years (+916 persons)
- 65-69 years (+1,140 persons)
- 70-74 years (+897 persons).

Banyule's population is forecast to grow to 147,098 by 2036 at an average annual growth rate of 0.67%. The population aged 75+ years is forecast to have the largest growth across the municipality.



Banyule is a culturally and linguistically diverse municipality. Residents come from over 140 countries and around 120 different languages are spoken at home. Skilled migrants comprise the bulk of recent migration in Banyule, followed by those who settled through family reunion. Humanitarian arrivals represent the smallest proportion of migrant intake.

In 2016/17, there were over 48,000 jobs in Banyule. The largest employer in the municipality is the Health Care and Social Assistance industry, making up 31% of all employment, followed by Education and Training (11%), Retail Trade (10%) and Construction (9%). A considerable proportion of the people who work in Banyule also live in the area (36%).

The unemployment rate in Banyule remains lower compared to unemployment rates in Australia. In the 2017 December quarter, the unemployment rate in Banyule was 4.3%.



## EXECUTIVE BUDGET SUMMARY (cont.)

### Budget Influences

Council will continue to implement strategies and actions that address concerns of our community, organisation and management. Appropriate governance will be managed, effective control of Contract and Project management and continuous improvements in business processes.

- **Changing Demographics**

As a result of the City's demographic profile there are a number of budget implications in the short and long term:

- Banyule's population cohort in the "baby boomer" 60+ years category is increasing overall and associated service will need to increase to provide for increases in social support services.
- Banyule has experienced a mini baby boom which will continue to put pressure on early years and recreational services.

A State based and Council supported initiative around neighbourhood renewal continues within Heidelberg West. Council continues to see a significant shift in the population make-up of this area to emerging migrant groups and rapidly growing established ethnic communities. Cultural and linguistic diversity means that Council needs to use a variety of media in languages other than English for mass communication with citizens, and use interpreting services for interpersonal communication with citizens.

The City is substantially developed and while it is experiencing a small increase in property numbers, these mainly arise from higher density developments. Council continues to support appropriate increases in development density around its activity centres which will have ongoing implications for many service areas and infrastructure provision. Council's structure planning processes for these precincts is well established. Council has implemented an open space contribution scheme and is in the early development stage of introducing an infrastructure development contribution plan.

Over 17% of ratepayers are receiving the pensioner rebate. As pensioners are often asset rich but income poor, rate increases have a real impact on the disposable income of a significant proportion of our community. Council has hardship provisions in place but these can impact on cash balances when large volumes of ratepayers are involved. In addition, Council has long waiting lists for services to older people such as 'Home Help' and 'Delivered Meals' but not the income to service this demand.

Note: Data sources:

- Australian Bureau of Statistics (ABS), *Census of Population and Housing, 2006, 2011 and 2016*.
- Employment data: Australian Bureau of Statistics, *Small Area Labour Markets and National Institute of Economic and Industry Research (NIEIR) compiled and presented in economy.id*.



## EXECUTIVE BUDGET SUMMARY (cont.)

### • Rate Cap

Each year the Minister for local Government will set the rate cap that will specify the maximum increase in Councils' rates for the forthcoming financial year. The cap has been set at 2.25% for 2018/2019, based on Melbourne CPI for the next financial year, as forecast by the Victorian Treasury.

- State-wide CPI is forecast to be 2.25% for the 2018/2019 year (Victorian State Government Budget Papers 2017/18).
- Consumer Price Index (CPI) for Melbourne is 2.20% through the year to the December quarter 2017 (ABS release 31 January 2018).

To support this Budget Council aims to focus on increases from alternate funding sources other than rates. Council will generate enough revenue from its own operations to meet financial obligations and to fund asset replacement and asset acquisitions.

### • Capital Works and Initiatives

Under the rate capping environment capital expenditure is a continuous challenge for Council to meet its stewardship of the assets. An enhanced focus on asset renewal, upgrade, and service delivery to meet demand is challenging and utilising key financial sustainable ratios assist to monitor and highlight issues for appropriate discussion and decision making. Social enterprise and transport advocacy will continue to be enhanced as key projects within the Community evolve, such as the level crossing removal and Hurstbridge line duplication and the North East Link projects.

Capital investment for the maintenance and renewal of existing systems and infrastructure and additional funding towards new systems will aid in the provision of operational efficiency and customer capability.

To continue to support sustainable development on major capital and initiative projects, Council will seek to maximise external funding opportunities, such as applying for government grants and rely on high financial return projects as the main funding resources.

Delivery of the below capital projects is dependent on funding from the State and Commonwealth:

#### 2018/2019

- Petrie Park female friendly change rooms
- Ivanhoe Park lighting construction
- Roads to Recovery
- Parking Works at Concord School Bundoora
- Fairy Hills preschool refurbishments
- Viewbank Tennis Club court redevelopment

#### 2019/2020

- Willinda Park female friendly change rooms
- Glenaburn Reserve female friendly change rooms
- Olympic Park masterplan – program of projects
- Net stadium additional courts
- De Winton Park female friendly change rooms



## EXECUTIVE BUDGET SUMMARY (cont.)

- **Cash Reserves and Cash Balance**

Council will evaluate its property portfolio and explore investment and development opportunities. Council will also continue to undertake critical appraisal of Council assets to ensure the best possible return on investment is being achieved for our community, matched with investment policy limits and the debt management strategic plan principles in place.

Domestic interest rates have been reducing over the past few years and are now at record low levels. As such Council has budgeted for a lower return from its direct investments for 2018/2019.

- **Prudent Management**

Council will continue to provide levels of service in line with the Best Value principles and reasonable community service level expectations based on community consultation. A mandate has been set for continuous improvement and delivery of efficiencies from within the operational budget.

The level of funding received by Council from the State Government still does not reflect the real cost of providing the service to the community. Council will closely monitor its services in these areas and advocate to ensure equity under the 'fair go rates system' rate cap environment.

Utility costs continue to increase greater than CPI each year. Strategies, such as solar panels and efficient street lighting projects, continue to be effective to reduce usage.

The costs associated with the disposal of waste into landfill and kerbside collection of household recyclable waste are impacted by the State Government land fill levy charges and the recent changes to China's recycling policy.

The Fire Services Property Levy will continue to be collected by Council on behalf of the State Government with the introduction of the *Fire Services Property Levy Act 2012*.

Australian Average Weekly Earnings (AWE) growth for Public Sector full-time adult ordinary time earnings in the December quarter 2017 was 2.40% (ABS release 21 February 2018). Enterprise Agreement negotiations throughout the early part of 2018 were effective to conclude on a fair and equitable outcome across all parties involved over the 3 years of the agreement.

- **Debt Management**

In the past, Banyule City Council has accessed debt funding as an effective mechanism in financing a range of major infrastructure assets, such as our aquatic centres, and of which, continue to provide significant benefits to residents of this council. The projects against which Council have borrowed have all been successfully delivered (providing both financial and non-financial return and benefits to Council and its community).

In October 2017 a loan for \$12.75 million matured and Council repaid the entire loan balance. Another loan opportunity will arise in October 2021 to repay \$9.09 million of loan balances.

## EXECUTIVE BUDGET SUMMARY (cont.)

The below table provides an indication of how Council allocates its expenditure across the main services that it delivers. It shows how much is allocated to each service area for every \$100 that Council spends.

<b>Council allocation of each \$100 worth of expenditure</b>	
Capital Works & Initiatives	\$29.93
Waste Collection & Recycling	\$10.93
Corporate, Customer Service & Risk Management	\$9.56
Parks, Reserves & Street Trees	\$7.61
Health, Aged & Disability Services	\$6.75
Family & Children Services	\$6.40
Recreation, Leisure & Aquatic Facilities	\$5.39
Roads, Footpaths, Drains & Related Utilities	\$5.10
Property Management & Municipal Valuations	\$4.37
Building Control & Planning	\$3.70
Library Services, Arts & Culture	\$3.03
Parking, Traffic & Local Laws	\$2.83
Governance & Executive	\$2.00
Debt Servicing	\$1.49
Conservation & Planning	\$0.46
Depot, Plant & Fleet Maintenance	\$0.45
	<hr/> <b>\$100.00</b> <hr/>

*Note: Council overheads, governance costs and administration costs are allocated to our external services using an internal allocation model. It does not take into account the source of funding for each area of expenditure. Expenses of a non-cash nature, such as depreciation, have been excluded from the above table.*



## Overview

### I. Linkage to the Council Plan

The Annual Budget is developed within Council's overall strategic planning framework. This framework guides the Council with information that aids in identifying community needs and aspirations for the long-term, in the Medium term (Council Plan) and short-term (Annual Budget). Objectives, key directions, initiatives and activities are used to allocate resources in a considered manner from this information.

*Strategic Resource Plan* - The Council Plan includes a Strategic Resource Plan which details the financial and non-financial resources, including human resources, required to achieve Council's strategic objectives.

*Annual Budget* – The Annual Budget represents the first year of the Strategic Resource Plan. It works to deliver the strategic directions of the Council Plan, to provide a range of high quality services, programs and initiatives that meet community needs, and to achieve Council's Vision. The Budget is developed within and forms part of Council's overall strategic planning framework. It is developed based on information gathered from an ongoing community engagement process and industry best practice accounting standards. Objectives, key directions, initiatives and activities are used to allocate resources in a considered manner.

*Service Delivery* – We use community information along with key demographic data, due reference to our legislative context and industry benchmarks to assess the appropriate level of service for our community. A full listing of the services resourced through the Budget 2018/2019 is contained in Section 2 of the Budget. We provide our services in line with national and international standards of quality, efficiency and effectiveness.

*Partnerships* - We also rely on a wide range of partnerships and shared resources to provide services to the community. Key partnerships with the Community, other levels of government and agencies are very important to enable Council to deliver on the key directions. We work closely with our partners to advocate for improved services, infrastructure and social outcomes. Council also seeks opportunities for equitable funding and service arrangements.

*Indicators* - A range of key performance indicators are included in the Council Plan and Budget to measure our performance against the Council Plan objectives. This is reported to our Community in our statutory Annual Report (which includes audited Financial and Performance Statements).

### Engagement and Research

Planning for the future relies on many sources of information including extensive community engagement, research, data, legislation and policy and the ongoing review and improvement of our services.

A summary of our approach to developing the Council Plan 2017-2021 is documented below. A comprehensive copy of all information sources and findings that were drawn upon to inform the Council Plan 2017-2021 can be found on Council's website, and is titled Council Plan 2017 'What you said' Report.

Much of the information utilised for the development of the Council Plan 2017-2021 remains current for the development of Year 2 of the Council Plan. Therefore, what we focused on this year, was the need to provide our community with an opportunity to let us know how they think we progressed on delivering against our Year 1 commitments and what we might need to consider for the year ahead.

Further to this, for the first time, we provided an additional consultation opportunity regarding the development of the annual budget. This focused on our Fees and Charges Schedule and Rating Strategy, two key components of the annual budget.

Together all of this information has helped shaped our Council Plan key initiatives for 2018/2019 and the Budget 2018/2019.

## **Summary of our Approach**

### *Council Plan 2017-2021*

Starting in October 2016, Councillors and Council staff worked together to understand and plan for the challenges and opportunities for Banyule over the next four years.

From November 2016 through to March 2017, we communicated with residents, businesses and community groups about what they love about Banyule and what they would like to see in the future, as well as other topics. We used a range of ways to engage people, including:

- Launching a new online engagement website “Shaping Banyule”
- Speaking with people at events and activities, meeting with community groups and services and attending schools to get the thoughts of younger people.
- Presenting an initial Draft Plan and refining ideas at four community forums held during March.

### *Council Plan 2017-2021 (Year 2)*

Year 2 consultation and engagement reached both internal and external stakeholders. From November 2017 to February 2018, we engaged with the community via face to face consultation at ward based Movies on the Move and online via Shaping Banyule

Throughout the Year 2 specific consultation and engagement process over 320 individuals provided feedback. This is in addition to the 1,191 individuals who participated in the Year 1 consultations that this plan builds on. Collectively this totals over 1,511 individuals participating in the consultation and engagement process.

In addition, Councillors and Council staff continued Budget discussions and planning work during October 2017-February 2018. This included consideration of key emerging issues, priorities and resource requirements to enable continued implementation of the Council Plan.



## Shared Priorities for our Future

We received some fantastic feedback about delivery of Year 1 outcomes across our five strategic objectives and how we can keep Banyule a great place to live, work and play into the future. Below are some of the priorities that continued to be mentioned across all of our engagement.

- Deliver quality services that offer value for money and respond to community needs
- Demonstrate responsible financial management and governance
- Prepare and plan for our growing City addressing development, transport and parking issues
- Maintain our public and open spaces and preserve neighbourhood character
- Lead on environmental sustainability in partnership with the community
- Invest in infrastructure and facilities that service our community today and for future generations
- Engage and communicate with our community to ensure they are well informed and represented
- Encourage community participation and inclusion to provide opportunities for all
- Advocate for our community to improve services, infrastructure and social outcomes

A broad range of feedback was received during our consultation and engagement process.

In the consultation findings, 97.00% of participants stated that they felt Council was 'well on track' through to 'extremely well on track' for delivering outcomes for our community.

People also highlighted things they wanted to see improved which covered issues such as: continued work within the recycling and environmental sustainability space, careful management of development and its impact on the environment and liveability of the municipality, provision of initiatives that address and prevent social isolation, and further enhancement of our parks and open space.

## The Strategic Resource Plan

The Strategic Resource Plan outlines how Council will manage our financial and non-financial resources over the next four years to achieve our strategic objectives.

The Strategic Resource Plan consists of the following:

- The 'Performance – Efficiency and good governance' objective. This includes key directions for achieving the objective, and focus areas for the next four years
- The 'Management of our Human Resources' section, which includes statements describing the human resources required for the next four years
- The Financial Resources section, which includes information on financial position, financial statements and commentary on these.

The plan also takes into account services and initiatives contained in plans adopted by Council, as well as other information prescribed by the regulations.

The Strategic Resource Plan is prepared in accordance with the requirements of the *Local Government Act 1989* and the *Local Government (Planning and Reporting) Regulations 2014*. This sits well with Banyule's objective of 'Performance – Efficiency and good governance'.

**‘Performance’** is about managing our resources wisely, providing organisational support services, strategic planning and risk management. We are charged with the stewardship of the resources of the municipality. Council is committed to managing its resources in a responsible, sustainable and accountable way in keeping with community expectations.

Our operations are based on responsible management, risk mitigation, strong customer service, and continuous improvement. We value our staff and recognise the integral role they play in the provision of Best Value services to our community.

We will effectively manage our resources in a changing environment, while continuing to deliver quality and value for money services. Banyule’s commitment to a culture and practice of continuous improvement is based on our organisational Best Value Program.

Best Value ensures that all services:

- offer the best possible quality and value for money
- are responsive to community needs
- are accessible to the people they are intended for
- show continuous improvement
- are subject to regular community consultation.

We recognise that it is critical for us to protect and develop our non-financial resources to meet the needs of our community. These non-financial resources include: human resource management and organisational development; knowledge management and information services; and asset management stewardship.

We ensure the most effective management of Council’s commercial assets, leases and major contracts, and we plan for the effective use of our finite resources.

We also undertake a number of internal planning roles to ensure we maintain the appropriate strategic direction of our services.

In addition, our ‘Performance’ objective is underpinned by an extensive policy context and strategic framework based on the following:

- The *Local Government Act 1989* - The LG Act includes requirements around the Council Plan, the Strategic Resource Plan, the Budget, statutory reporting requirements and Best Value.
- Our legal responsibilities as a business entity and employer - to adhere to all employer related legislation.
- Our Banyule Management System, which incorporates a certification program based on three key National and International Standards in Quality, Occupational Health and Safety and Environmental Management. This ensures we continue to provide quality services in a safe manner that protects people and the environment.
- A number of key supporting plans and internal policies that provide direction in important support function areas, such as customer service, information management, communications, human resources, records management, financial management, procurement and asset management.



## Our Rating Context

Our commitment to managing our resources wisely will be achieved by the following key directions:

- 5.1 Provide exceptional customer service
- 5.2 Deliver best value services and facilities
- 5.3 Provide responsible financial management and business planning
- 5.4 Provide good governance and be accountable
- 5.5 Promote an engaged and productive organisation
- 5.6 Manage the systems and assets that support service delivery

Our Rating Strategy is used to ensure that the Local Government Act's rating objectives of 'equity and efficiency' are achieved. It is important that Banyule City Council has a Rating Strategy in place that is transparent to the community and reviewed annually as part of the budget process.

Council has set a rate in the budget which clearly reflects the community's wishes around service quality and level. The balance between fairness, equity and financial security has been carefully considered.

The rating parameters set for the strategic outlook period through to 2022 are indicated currently on the basis of a 2.25% rate increase for 2018/2019 and 2.00% for 2019/2020 to 2021/2022.

The indicative rates are predicated on a rate capping environment and not indicative of maintaining all Council's services at their current level.

Banyule will continue to revisit these figures each year when further information is received from the State Government on the rate cap. This will be then matched with the community's desire to maintain current service levels and capital investment versus a reduced rate environment.

Land is a finite resource in Banyule. Our Council is committed to ensuring that the effective use of land resources benefits the whole community, as each land holding contributes to the shared infrastructure and services of Council.

As such, Council differentially rates its vacant commercial, industrial and residential land to ensure an inequity in the shared contribution to infrastructure is not created through the underdevelopment of vacant land. We also strive to encourage the best use development of land.

Banyule values appropriate commercial and industrial development. However, we also acknowledge an increased impact on our shared infrastructure by these developments. We choose to differentially rate these properties to ensure an equitable outcome to infrastructure costs across our community.

We understand the shared value to our community of cultural and recreational lands. Council supports and encourages the development of this shared benefit by rating these properties at a lower level.

We update the Strategic Resource Plan annually.

## 1.1 Planning and Accountability Framework

### Legislative Context

Council has developed its strategic planning process to deliver service outcomes for the Community and to meet requirements of the *Local Government Act 1989* (the Act):

### Statutory Requirements

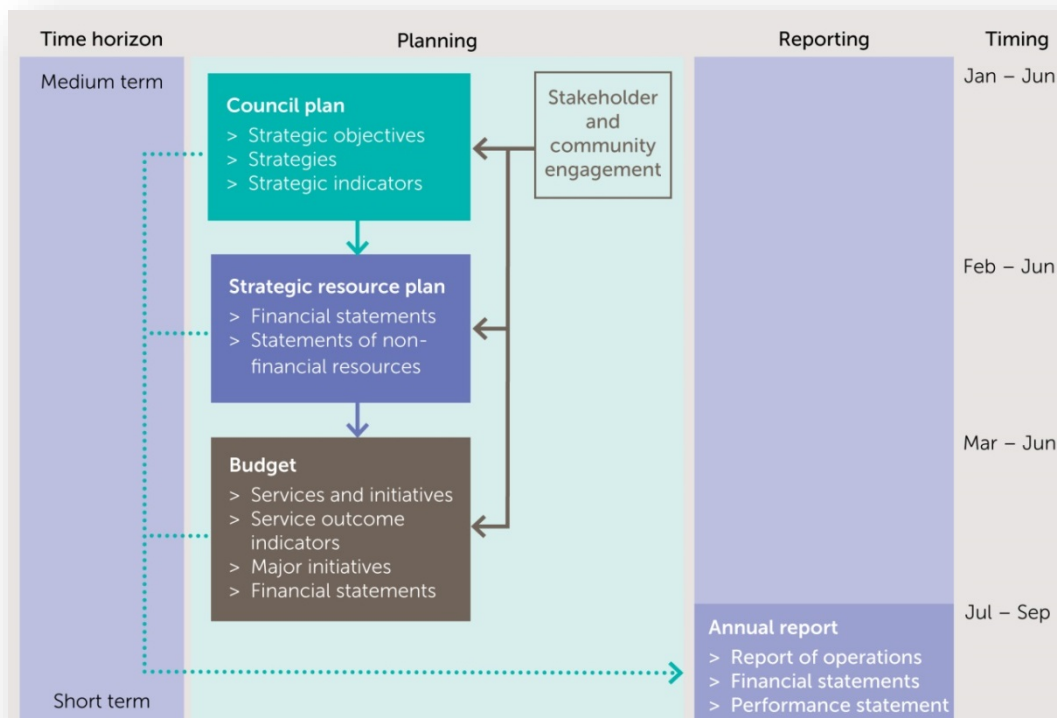
The Planning and Accountability Framework is found in part 6 of the Act and in the regulations. The legislation requires councils to prepare the following documents:

- a council plan within the period of six months after each general election or by 30 June, whichever is later
- a strategic resource plan for a period of at least four years and include this in the council plan
- a budget for each financial year
- an annual report in respect of each financial year.

The following diagram shows the relationships between the key planning and reporting documents that make up the planning and accountability framework for local government. It also shows that there are opportunities for community and stakeholder input and feedback at each stage of the planning and reporting cycle. This is important to ensure accountability to residents and ratepayers.

### Planning and Accountability Framework

**Figure 1 – Planning and Accountability Framework**



*Note: The information above is sourced from the 'Local Government Better Practice Guide Model Budget 2018/2019, Department of Environment, Land, Water and Planning, Local Government Victoria.*

## 1.2 Our Purpose

### Vision (What we strive for)

**Banyule, a green, sustainable and vibrant place for a healthy, connected and inclusive community.**

### Values

The core values that help us achieve our vision are:

- Respect
- Integrity
- Responsibility
- Initiative
- Inclusion

## 1.3 Strategic Objectives

Council delivers its services and initiatives in line with the Best Value Principles. These contribute to the achievement of our Strategic Objectives.

The following table lists the Strategic Objectives as described in the Banyule Council Plan 2017-2021 (Year 2).

Strategic Objective	Description
<b>1. People: Strong, healthy and inclusive communities</b>	Support and strengthen the health and wellbeing of the Banyule community.
<b>2. Planet: Environmental sustainability</b>	Protect and care for the natural environment.
<b>3. Place: Great places and spaces</b>	Maintain and enhance our public spaces, buildings and infrastructure
<b>4. Participation: Engagement and advocacy</b>	Engage meaningfully and advocate for the broader interest of the community
<b>5. Performance: Efficiency and good governance</b>	Manage our resources wisely to achieve Council's strategic objectives.

*Note: The Strategic Resource Plan consists of the 'Performance – Efficiency and good governance' objective, the 'Management of our Human Resources' section, and the 'Financial Resources' section in the Council Plan.*

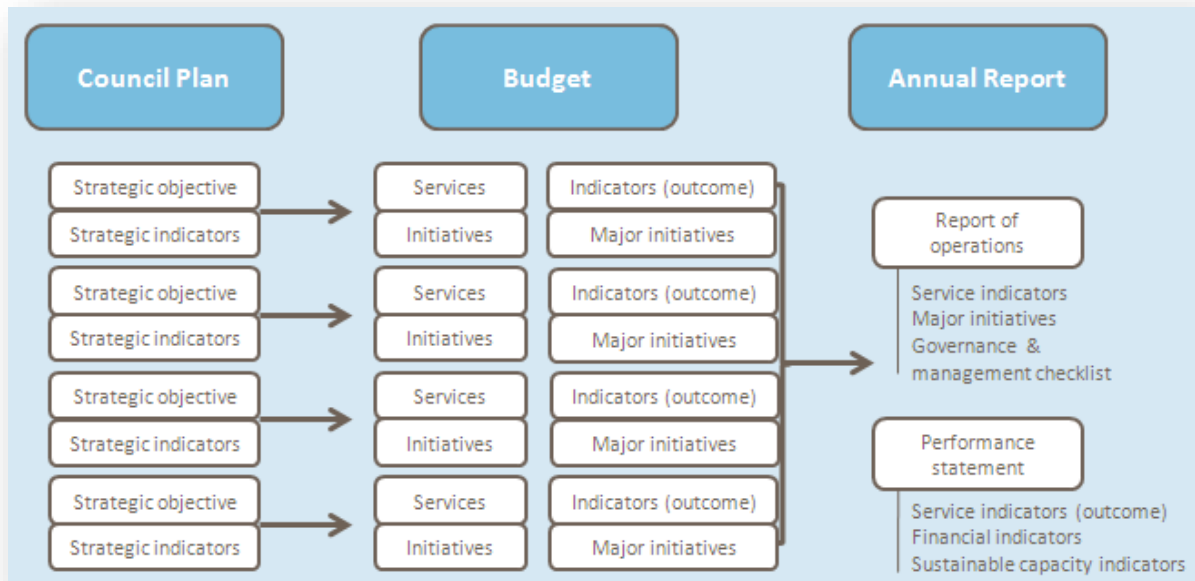
## Our Council Plan's Relationship with the Municipal Public Health and Wellbeing Plan

The Council Plan and the Banyule People: Health and Wellbeing Framework meet Banyule's obligation for the provision of a Municipal Public Health and Wellbeing Plan under the *Victorian Public Health and Wellbeing Act 2008*.



## 2. Services, Initiatives and Service Performance Indicators

This section provides a description of the services and initiatives to be funded in the Budget for the 2018/2019 year and how these will contribute to achieving the strategic objectives specified in the Council Plan as set out in Section 1. It also includes a number of initiatives, major initiatives and service performance indicators. The Strategic Resource Plan (SRP) is part of and prepared in conjunction with the Council Plan. The relationship between these components of the Budget and the Council Plan, along with the link to reporting in the Annual Report, is shown below:



Source: Department of Environment, Land, Water and Planning

The following diagram gives an overview of Council's objectives and key directions:



The framework outlined above is supported by a set of key policies, strategies, and plans. We use strategic indicators to measure our achievements.



## 2.1 Strategic - Objective 1

**PEOPLE: STRONG, HEALTHY AND INCLUSIVE COMMUNITIES** – Support and strengthen the health and wellbeing of the Banyule community.

**‘People’** is about our desire for optimal health, better living conditions and improved quality of life. Good health is the state of complete physical, mental and social wellbeing and not merely the absence of disease. Health and wellbeing can be supported at any age through individual and public policy measures. Wellbeing is fundamental to quality of life, quality of human relationships and the capacity to participate in education, work, recreation and the community.

We are committed to improving the health of our community and identifying and minimising threats to public health. This is a shared responsibility for which we have delegated legislative responsibility, and we undertake this in conjunction with other agencies and partners, such as the Department of Health & Human Services and Banyule Community Health, with whom we work closely.

We will support and strengthen the health and wellbeing of the Banyule community through the following key directions:

- 1.1 Support and promote health and wellbeing
- 1.2 Provide a range of services for people at important life stages
- 1.3 Support a connected, inclusive and involved community
- 1.4 Develop and promote safety and resilience in our community
- 1.5 Enhance quality of life and connection through arts and culture
- 1.6 Stimulate business, employment and investment opportunities

To achieve our objective of People – Strong, Healthy and Inclusive Communities, we will continue to plan, deliver and improve high quality, cost effective, accessible and responsive services.

The services and initiatives for our People objective are described below. For further information on key capital works projects and initiatives associated with this objective please refer to Section 5.2 and 6.2 of this Budget document.

## Services

Business Area & Description of services provided	Forecast	
	Actual 2017/18 \$'000	Budget 2018/19 \$'000
<p><b>Business area: Health, Aged and Community Planning</b></p> <p>Provision of the following to support, protect and enhance the community's health and wellbeing:</p> <p><b>Aged and Disability Services:</b> Services for Older People and People with a Disability - service assessment, social support group, domestic assistance, delivered meals, flexible respite and carer support, personal care, home maintenance and modifications, individual social support, support for Seniors Clubs, and Age-friendly City activities and planning.</p> <p><b>Health Services:</b> Environmental Health - food safety enforcement &amp; education and immunisation. Public Health - neighbourhood complaints (nuisance), Health Protection - tobacco, infection control, heatwave planning, prescribed accommodation, domestic wastewater management and public health emergency management.</p> <p><b>Community &amp; Social Planning:</b> Supporting Council's community consultation and engagement, demographic data analysis and Council's direct service delivery areas.</p> <p>Supporting Council's commitment to:</p> <ul style="list-style-type: none"> <li>• inclusion, access and equity</li> <li>• public health &amp; wellbeing priorities</li> <li>• advocacy and</li> <li>• planning on key social issues.</li> </ul>	<p>12,144</p> <p><u>(7,438)</u></p> <p><b>4,706</b></p>	<p>11,699</p> <p><u>(7,021)</u></p> <p><b>4,678</b></p>
<p><b>Business area: Leisure, Recreation and Cultural Services</b></p> <p>Provision of the following to the municipal community/population as a whole:</p> <p><b>Leisure &amp; Cultural Services:</b> Art collection management, culture and heritage development, festivals and cultural events, leisure programs for older adults, leisure programs for people with disabilities, sports pavilions and ground allocations, support for Neighbourhood Houses, community halls for hire.</p> <p><b>Facility &amp; Contract Management:</b> The Centre Ivanhoe function centre, library services, leisure facilities including: Ivanhoe Golf Course, swimming pools including Watsonia Pool, WaterMarc and Macleod Recreation Centre.</p> <p><b>Banyule Leisure Facility Management:</b> Ivanhoe Aquatic Banyule, Olympic Leisure Banyule and Macleod Netball Stadium.</p>	<p>15,546</p> <p><u>(8,421)</u></p> <p><b>7,125</b></p>	<p>15,818</p> <p><u>(8,672)</u></p> <p><b>7,146</b></p>



Business Area & Description of services provided	Forecast Actual 2017/18 \$'000	Budget 2018/19 \$'000
<b>Business area: Youth and Family Services</b>	10,364	11,251
	<u>(5,224)</u>	<u>(5,108)</u>
Provision of the following to families, children and youth:	<b>5,140</b>	<b>6,143</b>
<p><b>Youth &amp; Family Strategic Management:</b> Municipal Recovery Management, Banyule Child, Youth and Family Plan, Youth Plan and Safer Banyule Plan.</p> <p><b>Early Years:</b> Long Day Care Centres, early childhood facilities management and capital works program, Early Years Networks facilitation, Kindergartens and Universal Access, Kindergarten Central Registration, and Maternal and Child Health Services.</p> <p><b>Youth &amp; Community Partnerships:</b> Youth Services - including Jets Creative Arts Youth Facility &amp; Banyule After Hours Youth Outreach &amp; Program Support team; Community Safety - including Graffiti Management and preventing Violence Against Women; Community Liaison - Community Development Grants and Volunteer Recognition Awards; Shop 48, Facility management; Project 3081 community capacity building.</p>		
<b>Business area: Operations – Emergency Management</b>	322	283
	<u>(80)</u>	<u>(80)</u>
Provision of the following for the municipality:	<b>242</b>	<b>203</b>
<p><b>Emergency Management:</b> Municipal emergency risk assessment, Local community disaster resilience planning and education, Emergency services support, Community information and warnings, Vulnerable Persons Register (VPR) coordination, Business continuity planning support, Single Incident coordination, Regional collaboration, Municipal emergency relief and recovery planning and coordination, Secondary impact assessment coordination, Volunteer recruitment and training, Relief and recovery centre management and local and regional exercises.</p>		

## **Initiatives**

### **People: Strong, Healthy and Inclusive Communities**

#### **Key Direction: 1.1 Support and promote health and wellbeing**

- Continue to work in partnership with the state government to leverage opportunities for investment and development projects which create opportunities for girls and women in Banyule, including:
  - Develop female friendly change rooms at Willinda Park, Petrie Park, Montmorency North Oval Pavilion, AK Lines Reserve and Warringal Park Reserve
  - Finalise renovations at Elder Street Reserve (Soccer) and Gabonia Avenue Reserve
- Implement the Playspace plan (a component of our Public Open Space Plan) to provide appropriate play spaces for our community, including:
  - Finalise detailed plans and commence construction for the path network and proposed amenities at Kalparrin Gardens
  - Continue the delivery of a regional playspace at Anthony Beale Reserve
  - Deliver improvement works to refresh our local park facilities across the municipality, including: Possum Hollow Playspace, Malahang Reserve, Macleod Park, Ramu Reserve, Burgundy and Powlett Street Reserves, Johnson Reserve, and Olympic Park
  - Continue the playground replacement program, redeveloping playgrounds to provide a variety of experiences in local parks across Banyule
- Provide affordable recreation opportunities through our libraries, community halls, parks, community hubs and leisure centres.
  - Commence construction of the Ivanhoe Library and Cultural Hub.
  - Continue our investment in developing, improving and maintaining Council's Aquatic and Leisure Centres
  - Continue to deliver Movies in the Park
- Deliver public health services to protect the community (e.g. food safety, potential nuisances, and water quality in public pools)
- Implement the Recreation Plan for 2017-2021, to achieve the following goals:
  - Facilities - Our community has equitable access to multipurpose, inclusive, accessible and sustainable facilities.
  - Communication and Education - Our community knows and is aware of opportunities and feels supported in the delivery of recreation.
  - Informal Opportunities - Our community can access and participate in diverse activities that enhance their wellbeing.
  - Participation and Partnerships - Our community is actively involved and has a strong and connected sense of belonging.
- Continue to implement the new Domestic Animal Management Plan 2017-2021, including:
  - Promote and encourage responsible pet ownership
  - Encourage registration and identification of dogs and cats
  - Reduce potential for dogs and cats to create a nuisance.

**Key Direction: 1.2 Provide a range of services for people at important life stages**

- Prepare, implement and reorientate Council's aged services in response to the National Aged Care Reforms to ensure Home Support Services aged services are sustainable and best meeting the needs of the community.
- Deliver and implement Banyule's Youth Plan 2018-2021
- Plan and deliver sustainable aged and disability services in line with State and Commonwealth programs and funding, to support people to live independently at home.
- Provide evidence based and responsive maternal and child health (MCH) and early childhood services that reflects current standards of best practice.

**Key Direction: 1.3 Support a connected, inclusive and involved community**

- Maintain active community engagement programs to encourage greater use of leisure centres by under-represented groups such as people from culturally diverse backgrounds, people with disabilities and those from Aboriginal and Torres Strait Islander background.
- Support Barrbunin Beek, our local Aboriginal and Torres Strait Islander gathering space (reported under ATSI annual Plan actions)
- Maintain Council's 'Rainbow Tick' accreditation for Banyule's Aged Services to support people who identify with the Lesbian, Gay, Bisexual, Transgender, Intersex (LGBTI) community to feel welcome, confident and safe to access aged and disability services.

**Key Direction: 1.4 Develop and promote safety and resilience in our community**

- Implement the revitalised 4 year Safer Banyule Plan 2017–2021
- Enhance capability and capacity to respond to and recover from disasters by continuing to focus on the recruitment, retention, training, equipping and maintenance of personnel in all aspects of emergency management
- Undertake a full review and statutory audit of the Municipal Emergency Management Plan.
- Complete and implement the next 4 year Electronic Gaming Policy & Plan


**Key Direction: 1.5 Enhance quality of life and connection through arts and culture**

- Prepare a draft Public Art Policy in consultation with the Banyule Arts and Culture Advisory Committee (BACAC).
- Explore opportunities for program development by holding an annual networking event with the Yarra Plenty Regional Library, Shop 48, Banyule's Neighbourhood Houses and Banyule U3A.
- Implement the Arts and Culture Strategic Plan 2017-2021, evaluate cultural outcomes and develop the 2019/20 action plan.

**Key Direction: 1.6 Stimulate business, employment and investment opportunities**

- Deliver small business support, including:
  - Provide networking and training opportunities that respond to local business needs
  - Work in partnership to provide one-to-one advice and planning and mentoring sessions
  - Provide specialist small business support targeted towards particular groups, such as women in business and migrants
- Continue to explore opportunities for augmenting Council's role in the labour market (employment).
- Maintain strong links through Council's membership with regional economic development agency NorthLink.





## 2.2 Strategic - Objective 2

### 2. PLANET: ENVIRONMENTAL SUSTAINABILITY – Protect and care for the natural environment.

**'Planet'** is about the natural and formed environment and the ecosystems that sustain the community. Our community is an integral part of the environment and together we are the custodians of our shared home.

We will protect and care for the natural environment through the following key directions:

- 2.1 Protect and enhance our natural environment
- 2.2 Conserve water and improve stormwater management
- 2.3 Lead in planning for, and responding to, climate change
- 2.4 Avoid waste generation
- 2.5 Be environmental stewards

To achieve our objective of Planet - Environmental Sustainability, we will continue to plan, deliver and improve high quality, cost effective, accessible and responsive services.

The services and initiatives for our Planet objective are described below. For further information on key capital works projects and initiatives associated with this objective please refer to Section 5.2 and 6.2 of this Budget document.

## Services

Business Area & Description of services provided	Forecast Actual 2017/18 \$'000	Budget 2018/19 \$'000
<p><b>Business area: Transport, Sustainability and Municipal Laws – Environmental Sustainability</b></p> <p>Provision of the following to support council's direct service delivery areas, and municipal community as a whole:</p> <p><b>Environmental Planning:</b> Planet: Environmental Sustainability policy and strategy and supporting plans, energy and water efficiency, environmental stewardship education and publications, Wildlife Corridor Program, State of the Environment reporting, maintaining organisational wide environmental sustainability program, Significant Tree Register, Banyule Environment Advisory Committee (BEAC).</p>	900 - <b>900</b>	902 - <b>902</b>
<p><b>Business area: Parks and Gardens</b></p> <p>The provision of the following to the municipal community as a whole:</p> <p><b>Strategic:</b> Parks and Gardens strategic management - strategy development for public open space, including preparation and delivery of the Public Open Space Plan, master planning of reserves and playgrounds, and planning and development of Banyule's shared trail network.</p> <p><b>Horticulture:</b> Carry out maintenance on Banyule's park assets including playgrounds, sports fields, irrigation systems, garden beds, paths, fences, park furniture and BBQ's. Implement Councils Park asset renewal programs. Provide service to repair minor damage to nature strips.</p> <p><b>Tree Care:</b> Street and park tree maintenance, pest and disease control, tree replacement and planting, tree removal, tree root control, assessment for council trees, nursery operations for plant propagation.</p> <p><b>Bushland:</b> Environmental education, environmental management, flora and fauna recording and habitat restoration, noxious weed control, development of wildlife corridors, maintenance, construction, restoration and protection of bush reserves and rivers, community planting days, Friends Group working bees.</p> <p><b>Parks Maintenance:</b> Mowing of active and passive parks and reserves, passive reserve maintenance, active reserve maintenance, half cost fence replacement, litter control in parks, maintenance of dog tidy bins, fire hazard control, maintenance and mowing of Right of Ways.</p>	10,745 (174) <b>10,571</b>	11,782 (105) <b>11,677</b>

Business Area & Description of services provided	Forecast	Budget
	Actual 2017/18 \$'000	2018/19 \$'000
<b>Business area: Operations - Waste Management and Cleansing</b>	13,462	15,212
	<u>(6,508)</u>	<u>(5,298)</u>
	<b>6,954</b>	<b>9,914</b>
<p>Provision of the following to the municipal population as a whole:</p> <p><b>Waste Management:</b> Strategic Waste Management, Metropolitan Waste Management Group member, Banyule-Visy Material Recovery Facility, Rethink Centre Education Programs, Outreach Education Programs, waste service support, Waste Recovery Centre (Transfer station), garbage collection, recycling collection, green waste collection, Hard rubbish collection, Bundled branch collection, Commercial waste collection, parks and reserves waste collection.</p> <p><b>Cleansing:</b> Mechanical footpath sweeping of shopping centres, Mechanical sweeping of sealed roads, Cleaning of public toilets and BBQ's, Inspection and clearance of drainage pits, Maintenance of litter trap program, Litter clearance from shopping centres, Litter collection, Removal of dumped rubbish, Removal of dead animals from roads, Syringe removal, drain cleaning.</p> <p><b>Infrastructure Maintenance:</b> Maintenance of kerb and channel, guardrails and unsealed roads, repair and replacement of signs and street furniture, minor patching of roads, and drainage repair.</p>		

## Initiatives

### **Planet: Environmental Sustainability**

#### **Key Direction: 2.1 Protect and enhance our natural environment**

- Finalise the development of the Biodiversity Plan for 2018-2021, and commence implementation, including:
  - Conduct environmental management planning, including:
    - Continue the environmental watering of Banyule Billabong in partnership with Parks Victoria , Melbourne Water and the Victorian Environmental Water holder
    - Complete the bushland reserve site management plans for Marigolds Bush Reserve, Yallambie, and Anthony Beale Bush reserve, Eltham North
    - Implement the Ryans Road Conservation Reserve management plan
  - Biodiversity initiatives for priority bushland reserve management plans
  - Wildlife Corridor Program initiatives such as: Gardens for Wildlife, the buy one get one free plant program, school and resident education program, and planting days.
- Work with our La Trobe Employment Cluster partners and stakeholders to improve biodiversity outcomes along the Darebin Creek.

- Improve the quality and quantity of the City's urban forest and continue to raise community awareness through initiatives including:
  - Implement the Urban Forest Strategic Plan
  - Inspect and protect our treed environment in public places
  - Work with the Banyule community to broaden our understanding of the benefits and importance of, and connection with, our urban forest.
  - Investigating and planning for opportunities to connect corridors via planting within streetscapes and private realm.
- Plan for a resilient future for our community and collaborate with other metropolitan councils to deliver and implement the relevant aspects of the 'Resilient Melbourne' strategy as it applies to Banyule City Council.
- Continue to implement enforcement strategies for litter and illegal dumping and promote the benefits of the program, including the use of demountable cameras for surveillance at problem sites where rubbish dumping occurs.

**Key Direction: 2.2 Conserve water and improve stormwater management**

- Provide ongoing development and maintenance of warm season grassed playing surfaces and irrigation systems, including:
  - Continue the Warm Season Grass Conversion program on our sports fields
  - Install a new subsurface drainage system and renew the existing irrigation system at De Winton Park
  - Plan and design a new subsurface drainage system and renewed irrigation system at Gabonia Avenue Reserve (soccer ground)
  - Upgrade irrigation controllers across the municipality.
- Continue to operate, monitor and optimise capabilities of the Stormwater Harvesting systems at Chelsworth Park, Kalparrin Gardens, and De Winton Park to deliver efficient water supply to Council assets.

**Key Direction: 2.3 Lead in planning for, and responding to, climate change**

- Implement priority actions from the current Energy Plan as part of Council's ongoing focus of reducing and minimising energy use, including:
  - Improve energy efficiency in Council buildings
  - Install solar panels and consider battery storage technologies
  - Increase fuel efficiency in Council's fleet, including substituting fossil-fuelled vehicles with alternative fuel and electric powered vehicles.
  - Contribute funds to the Northern Alliance for Greenhouse Action and Positive Charge program for residents.
- Finalise the development of Council's Energy Plan for 2018-2021, and commence implementation, including:
  - Seek opportunities for the strategic disconnection of gas infrastructure from council assets
  - Seek to avoid grid upgrades by implementing solar photovoltaic panels, energy efficiency and battery installations
  - Develop best practice guidelines for environmental sustainable development (ESD) performance in Council buildings



- Seek opportunities to transition to LED lighting for Council lighting upgrades
- Implement the public lighting pole replacement program with an emphasis on new technology and solar powered lighting in Council's land and facilities.

**Key Direction: 2.4 Avoid waste generation**

- Develop business cases for:
  - The introduction of a food organics/ green organics service
  - The introduction of public place recycling
  - Improvements at the Waste Transfer Station to increase the recycling offer.
- Implement improvement plans for waste related services, including:
  - Introduction of technology to continue to improve service efficiency
  - Kerbside collection services
  - Waste Recovery Centre
  - Dumped Rubbish and Litter Strategic Plan.

**Key Direction: 2.5 Be environmental stewards**

- Continue stewardship programs that educate the community about environmental sustainability, including the Sustainable Homes and Communities program, Spring Outdoors, Wildlife Corridor Program and Positive Charge.
- Implement the Biodiversity, Water Sustainability, Energy, Waste Management and Environmental Stewardship plans.
- Maintain an organisational wide environmental sustainability program, including Council's organisational EnviroReps, communication and targeted projects.



## 2.3 Strategic - Objective 3

### 3. PLACE: GREAT PLACES AND SPACES – Maintain and enhance our public spaces, buildings and infrastructure.

**‘Place’** describes the buildings, structures and spaces in which we live, work, shop and play. It is about our surroundings, how we interact with and move about within them. ‘Place’ also shapes our interactions with others and influences the quality and frequency of our social and economic activities. ‘Place’ is dynamic and influenced by many factors, most notably the aspirations of landowners and statutory approval systems that are governed through State and sometimes Federal decision making.

We will maintain and enhance our public spaces, buildings and infrastructure through the following key directions:

- 3.1 Preserve and improve Banyule as a great place to live, work and play
- 3.2 Renew and maintain Banyule’s public assets and infrastructure
- 3.3 Invest in and support activity centres and employment precincts
- 3.4 Provide great public and open spaces
- 3.5 Support sustainable transport

To achieve our objective of Place – Great Places and Spaces, we will continue to plan, deliver and improve high quality, cost effective, accessible and responsive services.

The services and initiatives for our Place objective are described below. For further information on key capital works projects and initiatives associated with this objective please refer to Section 5.2 and 6.2 of this Budget document.

## Services

Business Area & Description of services provided	Forecast Actual 2017/18 \$'000	Budget 2018/19 \$'000
<p><b>Business area: Delivery and Assets</b></p> <p>Provision of the following to the municipal population as a whole:</p> <p><b>Asset Management:</b> Strategic Asset Management, programming for road and footpath (pavement) maintenance, Capital Works planning, Asset Management plans, asset inspection and protection, Memorandum of consents and road infrastructure asset protection.</p> <p><b>Infrastructure Maintenance:</b> Footpath maintenance, major road patching, line marking, Road Management Plan implementation, pedestrian bridge maintenance, supervision of new sub-divisions and supervision of unit developments.</p> <p><b>Capital Projects:</b> Capital Works management and reporting, project management and contract supervision for building works projects, and major civil and building works, road resurfacing, pedestrian trail maintenance, bike path maintenance, roads construction and reconstruction projects, scheduled building maintenance, unscheduled building maintenance, air conditioning maintenance, vandalism repairs and graffiti removal from council buildings.</p>	<p>9,637</p> <p><u>(294)</u></p> <p><b>9,343</b></p>	<p>8,343</p> <p><u>(259)</u></p> <p><b>8,084</b></p>
<p><b>Business area: Urban Planning and Building</b></p> <p>Provision of the following to landowners, builders and developers:</p> <p><b>Development Planning:</b> Statutory planning (land use and development including tree removal), subdivisions, planning investigations and enforcement.</p> <p><b>Building Services (Bpi):</b> Municipal Building Surveyor, building permits and inspections, building investigations and enforcement.</p> <p>Provision of the following to support council's direct service areas, and to the municipal population as a whole:</p> <p><b>Strategic Planning:</b> Creating and reviewing place-based policies, strategies and plan. This includes structure plans for activity centres and design frameworks for renewal areas; facilitating Council's role as the Planning Authority for planning scheme amendments; participating in Government strategic planning projects associated with the Victorian Planning Provisions and periodically reviewing and updating the Banyule Planning Scheme.</p>	<p>6,295</p> <p><u>(8,093)</u></p> <p><b>(1,798)</b></p>	<p>6,411</p> <p><u>(7,531)</u></p> <p><b>(1,120)</b></p>

Business Area & Description of services provided	Forecast	
	Actual 2017/18 \$'000	Budget 2018/19 \$'000
<p><b>Business area: Transport, Sustainability and Municipal Laws – Municipal Laws, Transport &amp; Development Engineering, Transport Advocacy</b></p> <p>Provision of the following to road users, pet owners, parents and municipal community as a whole:</p> <p><b>Municipal Laws:</b> Animal management, parking control and enforcement, fire prevention, school crossing supervision, Local Laws compliance and enforcement, building sites compliance and enforcement, residential parking permits, disabled parking permits, footpath trading.</p> <p>Provision of the following to support council's direct service delivery areas, and to the municipal community as a whole:</p> <p><b>Transport and Development Engineering:</b> Transport, drainage approvals, sustainable transport, transport engineering and planning, drainage and developments engineering.</p> <p><b>Transport Advocacy:</b> Advocating to improve transport services and functions within the municipality.</p>	<p>6,788</p> <p><u>(6,798)</u></p> <p><b>(10)</b></p>	<p>6,965</p> <p><u>(6,683)</u></p> <p><b>282</b></p>
<p><b>Business area: Property and Economic Development</b></p> <p>Provision of the following to businesses and industry:</p> <p><b>Economic Development:</b> Business attraction and retention, investment facilitation, special rate and charge scheme facilitation, labour market development, business support services, activity centre streetscape master planning and business planning, economic development policy and strategy.</p> <p>Provision of the following to support council's direct service delivery areas, and to the municipal community as a whole:</p> <p><b>Valuations:</b> Statutory property rating valuations. (This service will continue to be delivered by Council until December 2018 – thereon in the Victorian Government shall be responsible for General Valuations).</p> <p><b>Property Services:</b> Property portfolio management including the management of commercial and residential leases, acquisition and disposition of property, discontinuances and associated sale of land.</p> <p><b>Major Properties:</b> Strategic property developments involving Council land.</p> <p><b>Land Information Systems:</b> Geographical Information System facilitation and corporate property information management.</p>	<p>3,487</p> <p><u>(1,288)</u></p> <p><b>2,199</b></p>	<p>3,423</p> <p><u>(2,103)</u></p> <p><b>1,320</b></p>

## **Initiatives**

### **Place: Great Places and Spaces**

#### **Key Direction: 3.1 Preserve and improve Banyule as a great place to live, work and play**

- Uphold the principles as set out in Banyule’s Neighbourhood Character Strategy and work with and advise new applicants on the best way in which to sensitively develop property in Banyule, including:
  - Improve communication to residents and developers in relation to neighbourhood character outcomes
- Continue to apply Council’s Liveable Housing Guidelines to improve the accessibility of new housing.
- Continue planning with the Victorian Planning Authority (VPA) for the LaTrobe National Employment and Innovation Cluster for:
  - Land use and transport planning framework for the Cluster
  - Economic development for the Heidelberg West Industrial Estate
  - Housing renewal and diversity for Heidelberg West, including co-housing
  - Reimagined Heidelberg Railway Station Precinct and a reviewed Heidelberg Structure Plan.

#### **Key Direction: 3.2 Renew and maintain Banyule’s public assets and infrastructure**

- Deliver a program of pavilion improvements, including:
  - Loyola Reserve.
  - Glenauburn Reserve
  - Banyule Flats Reserve.
- Develop and deliver Infrastructure Assets Renewal Programs and reduce our renewal gap.
- Continue to implement the Public Toilet Plan
- Progress designs for the Macleod Health and Fitness Centre Master Plan.

#### **Key Direction: 3.3 Invest in and support activity centres and employment precincts**

- Work with the State Government and other key partners to maximise the outcomes and opportunities associated with the emerging La Trobe Employment Cluster.
- Implement actions of the Banyule Economic Development Plan.
- Continue shopping centre maintenance and beautification, including:
  - Commence Heidelberg Central streetscape design works
  - Progress designs for the beautification of Rosanna Village
  - Shopping Centre and Toilet Cleaning.



**Key Direction: 3.4 Provide great public and open spaces**

- Manage Council's open spaces, including:
  - Maintain fire hazards, traffic areas, road reserves, and ovals
  - Implement the Pedestrian Bridge Replacement program, including:
    - Complete the replacement of Banksia Street pedestrian bridge in partnership with neighbouring council
    - Commence the replacement of the Olympic Park bridge
- Encourage the responsible use of fenced dog parks at Malahang Reserve, Price Park, Malcolm Blair Reserve and Ford Park.
- Maintain and improve equipment for sporting facilities, including:
  - Deliver the all seasons cricket pitch replacement program (synthetic sports pitches)
  - Replacement of the Willinda Park Athletics Track synthetic surface
  - Bundoora Tennis Club court resurfacing
  - Karingal Drive Tennis Club court resurfacing design
  - Ivanhoe Tennis Club court surface upgrade
- Continue with the implementation of the Olympic Park Masterplan.

**Key Direction: 3.5 Support sustainable transport**

- Implement the appropriate actions identified in the Banyule Integrated Transport Plan which:
  - Describes Banyule's vision for transport across the city
  - Sets out the actions Banyule is undertaking to realise this vision
  - Identifies key actions and projects that other key stakeholders, particularly the State Government, will need to progress to help deliver this vision, including:
    - Improving the level of service and access to public transport for all users
    - Addressing safety and amenity on Rosanna Road
    - Duplication of the Hurstbridge railway line to improve service frequency and reliability
    - Providing input to the Victorian Planning Authority's work on transport planning for the LaTrobe National Employment Cluster.
  - Considers access to transport, informed by principles according to the World Health Organisation (WHO) Age Friendly Guidelines, and taking into account the needs of people of all abilities.
  - Advocate for increased investment in sustainable transport and for improvements to public transport operation and infrastructure that will benefit local residents.

- Continue the off-road path renewal and development of the Banyule Shared Trail Network (for walking and bicycles) through the implementation of the Northern Regional Trails Strategy (NRTS) and the shared trail asset management plan, including:
  - Implement an advocacy plan for the priority projects in the NRTS in conjunction with regional partner councils
  - Develop detailed designs for future shared trail projects
  - Renew shared trail feeder paths
  - Deliver stage 1 upgrade of the Darebin Creek Trail from Banksia Street to Dougharty Road (taking account of the findings of the Cultural Heritage Assessment).
- Complete the draft Walking Strategy in line with the International Charter for Walking and in consultation with the community.
- Implement recommendations from key activity area parking plans.



## 2.4 Strategic - Objective 4

### **4. PARTICIPATION: ENGAGEMENT AND ADVOCACY – Engage meaningfully and advocate for the broader interest of the community.**

**'Participation'** is about how people get involved in the community and community activities, how they have a say on issues important to them, and how Council listens to and involves people in decision making and planning. Participation also involves Council advocating with and on behalf of the community on issues out of Council's direct control. Supporting 'Participation' is central to good governance.

We will engage meaningfully and advocate for the broader interest of the community through the following key directions:

- 4.1 Engage meaningfully with our community and encourage participation
- 4.2 Advocate for our community
- 4.3 Communicate effectively with our community

To achieve our objective of Participation – Engagement and Advocacy, we will continue to plan, deliver and improve high quality, cost effective, accessible and responsive services.

The services and initiatives for our Participation objective are described below. For further information on key capital works projects and initiatives associated with this objective please refer to Section 5.2 and 6.2 of this Budget document.

## Services

Business Area & Description of services provided	Forecast	Budget
	Actual 2017/18 \$'000	2018/19 \$'000
<b>Business area: Governance and Communication</b>	4,248	4,394
Provision of the following to support council's direct service delivery areas:	(120)	(12)
	<b>4,128</b>	<b>4,382</b>
<p><b>Governance:</b> Corporate Governance and compliance including Council Meetings, CEO &amp; Councillor administration , Freedom of Information and Protected Disclosure, Council Elections, Councillors support and training, Cemetery management for Warringal &amp; Greensborough Cemeteries.</p> <p><b>Customer Service:</b> The team provides an interface between the Community and the Council through the telephone contact centre, front counter (Customer Service Centres) and providing receipting operations. The team resolves customer queries at the first point of contact, and where this is not possible, queries are redirected to the correct department. The team supports the organisation in a consistent approach to delivering and ensuring excellent service delivery.</p> <p><b>Communications:</b> The team manages all aspects of Council's communications with the community including the Council website and social media accounts. The team is responsible for producing material that informs the community of the services and activities provided by the Council and other issues affecting people that live, work or play in Banyule.</p>		
<b>Business area: Executive</b>	2,149	2,024
Provision of the following to support council's direct service delivery areas, and to the municipal community as a whole:	=	=
	<b>2,149</b>	<b>2,024</b>
<p>Provides responsible stewardship of the community's resources. Fosters an organisational culture that promotes service excellence, good governance and accountability within a fair, safe and healthy work environment.</p>		

*Note: These services relate to both the Participation and Performance objectives. Based on the contribution to outcomes associated with the Participation objective they have been attributed accordingly.*

## **Initiatives**

### ***Participation: Engagement and Advocacy***

#### **Key Direction: 4.1 Engage meaningfully with our community and encourage participation**

- Co-ordinate and deliver Community Development and local RSL grant programs.
- Lead, support and improve Council's community engagement and consultation processes to ensure that the views and needs of the community are reflected in Council's prioritisation and service delivery (including technology opportunities).
- Continue to implement Council's Inclusion, Access and Equity Framework (IAEF) and associated plans for:
  - Aboriginal and Torres Strait Islander Plan
  - Disability & Inclusion Plan
  - LGBTI (Lesbian, Gay, Bi-sexual, Transgender and Intersex) Plan
  - Multicultural Plan.
- Support Council's Advisory Committees to enable broader participation in Council's planning processes.

#### **Key Direction: 4.2 Advocate for our community**

- Actively participate in the review of the Local Government Act 1989.
- Engage with the community to identify and progress key advocacy priorities that represent community needs, including:
  - Ivanhoe Library and Cultural Hub – funding for construction.
  - North East Link
  - Level Crossing Removal Authority (LXRA) – Social Enterprise café as part of the Rosanna Station redevelopment.
  - Olympic Park Master Plan – funding for stage one works at Olympic Park.
  - Permanent Mandatory Heights for Ivanhoe – introduction of permanent height controls within the Ivanhoe Activity Centre
  - Northern Regional Trails Strategy – Partnership approach with 5 other councils seeking funding across the councils for trail improvements.
- Advocate and negotiate for the best outcomes for our community in response to the State Government's proposed North-East Link project, including:
  - Address the project's potential impacts on Banyule, how the route best fulfils its function as a ring road and implications on local traffic
  - Resolve the traffic problems on Rosanna Road
  - Pursue required complementary infrastructure projects such as:
    - Duplication of the Hurstbridge Railway Line, Transport Interchange at Greensborough, and improved bus services
    - Cycling corridors and increased shared trail opportunities
    - Pedestrian access upgrade to public transport

**Key Direction: 4.3 Communicate effectively with our community**

- Finalise the development of a new Communications Strategy incorporating a digital communications plan.
- Continue development of Council's website and digital communications, including:
  - Council's social media presence
  - Community Engagement through our web based portal 'Shaping Banyule'
- Continue to explore and utilise existing and emerging technologies to maximise the reach, impact and responsiveness of our communications





## **2.5 Strategic Resource Plan:**

### **Strategic - Objective 5**

#### **5. PERFORMANCE: EFFICIENCY AND GOOD GOVERNANCE –Manage our resources wisely to achieve Council’s strategic objectives.**

The framework and context for the Strategic Resource Plan and Performance Objective are described in detail in Section ‘1.1 Strategic Planning Framework’ of this budget document.

We update the Strategic Resource Plan annually.

We will manage our resources wisely to achieve Council’s strategic objectives through the following key directions:

- 5.1 Provide exceptional customer service
- 5.2 Deliver best value services and facilities
- 5.3 Provide responsible financial management and business planning
- 5.4 Provide good governance and be accountable
- 5.5 Promote an engaged and productive organisation
- 5.6 Manage the systems and assets that support service delivery.

To achieve our Strategic Resource Plan and Council Plan objective of Performance – Efficiency and Good Governance, we will continue to plan, deliver and improve high quality, cost effective, accessible and responsive services.

The services and initiatives for our Performance objective are described below. For further information on key capital works projects and initiatives associated with this objective please refer to Section 5.2 and 6.2 of this Budget document.

## Services

Business Area & Description of services provided	Forecast Actual 2017/18 \$'000	Budget 2018/19 \$'000
<b>Business area: Operations – Plant &amp; Fleet Management</b>	3,863	4,210
Provision of the following to support council's direct service delivery areas:	=	=
<b>Plant and Fleet Management:</b> Council's Workshop conducts repairs and servicing of all fleet vehicles, provides welding and fabrication services, coordination of accident repairs, administration of contracts and specification/ purchasing of new and replacement vehicles, trucks and heavy mobile plant, and sale of retired fleet.	<b>3,863</b>	<b>4,210</b>
<b>Business area: Human Resources</b>	3,128	3,541
Provision of the following to support council's direct service delivery areas:	=	=
Recruitment and selection, induction, industrial relations, employee relations, human resources information system (HRIS), occupational health & safety, Work Cover and return to work, health & wellbeing, learning & development, corporate training programs, leadership development, organisational cultural improvement initiatives, risk management, claims processing/management, insurances and broker relations, business continuity plan.	<b>3,128</b>	<b>3,541</b>
<b>Business area: Finance &amp; Procurement</b>	3,880	3,767
Provision of the following to support council's direct service delivery areas:	<u>(298)</u>	<u>(228)</u>
Revenue collection, accounts receivable, accounts payable, payroll, procurement, management and financial reporting:	<b>3,582</b>	<b>3,539</b>
<ul style="list-style-type: none"> <li>• Processing and collection of revenue</li> <li>• Maintenance and analysis of rating data</li> <li>• Administration of payroll and accounts payable</li> <li>• Annual and strategic budget preparation</li> <li>• Annual financial report preparation</li> <li>• Procurement of goods and services</li> <li>• Investment and debt management</li> <li>• Financial reporting to external legislative bodies</li> <li>• Financial management monitoring and analysis between budget and actual results</li> <li>• Financial management internal support to business units and reporting</li> <li>• Maintenance and integrity of the finance system.</li> </ul>		

Business Area & Description of services provided	Forecast	Budget
	Actual 2017/18 \$'000	2018/19 \$'000
<b>Business area: Organisational Systems</b>	6,624	6,565
Provision of the following to support council's direct service delivery areas:	=	=
<b>Information Technology:</b>	<b>6,624</b>	<b>6,565</b>
<p><b>IT Operations:</b> Customer request management, Maintenance of voice and data network, Availability of systems and applications.</p> <p><b>IT Application Services:</b> Providing an important role for the organisation in the management of applications and systems to ensure secure, reliable and innovative application services. We manage applications throughout their lifecycle, supporting and offering leading edge business solutions and database management. We assist in the design, configuration &amp; deployment of applications, providing application improvements through innovative technologies.</p> <p><b>IT Infrastructure:</b> Stable and innovative infrastructure, Efficient life cycle management of data, hardware and voice, Web solutions, Accessibility and mobility infrastructure solutions.</p>		
<p><b>Records and Information Management:</b> Management of incoming and outgoing correspondence, capture and distribution of incoming records into Council's EDRMS, delivery of the archiving and disposal program for hard copy and electronic records, mail and courier deliveries across sites, Information Management advice and EDRMS staff training program, privacy advice and investigations.</p>		
<p><b>Business Services:</b> Organisational business planning, reporting and improvement services including, Council Plan development, Best Value implementation, Corporate policy development and management, Business plan development, Corporate planning and reporting support, continuous improvement, service quality management and support.</p>		

## **Initiatives**

### **Strategic Resource Plan**

#### **5. Performance – Efficiency and Good Governance**

##### **Key Direction: 5.1 Provide exceptional customer service**

- Implement key initiatives identified in the organisation's Customer Focus Strategy 2017-2021, including:
  - Develop an updated and responsive service model including clearly defined service levels and timeframes
  - Review organisational customer service performance measures to assist in continual improvement of Council service
  - Develop and resource a framework to ensure increased frequency of customer service refresher training for all staff
  - Continue reviewing customer contact points and processes to ensure an efficient, responsible and timely service.
- Develop and launch Banyule's new Customer Charter to define what the community can expect from Council.
- Implement the new Banyule Complaints Handling Policy.

##### **Key Direction: 5.2 Deliver best value services and facilities**

- Progress a Development Contribution Plan (DCP) planning scheme amendment for Council's long-term plans for capital works, and secure resources and start operating the DCP after it has been approved by the Government.
- Continue Council's Service Development Review Program, a targeted review program to strengthen and assess service sustainability, including review of service provision, key needs and objectives, and delivery inputs such as consultation, benchmarking, and financial analysis.
- Co-ordinate data sources and performance reporting measures, to ensure evidence based decision making, including:
  - Review and develop key organisation performance measures
  - Report on the State Government's Local Government Performance Reporting Framework (LGPRF)
  - Produce, co-ordinate and promote use of, and access to, meaningful data to inform and enhance Council's planning and service delivery e.g. Resident profile and performance assessment, community surveys, organisational benchmarking.

**Key Direction: 5.3 Provide responsible financial management and business planning**

- Review and update Council's capital works infrastructure plan to ensure the ongoing strategic and sustainable management of Council's assets.
- Establish and implement a Sustainable Procurement model to capture the core Social, Economic and Environmental principles, including:
  - Update Procurement Guidelines, Templates and Contracts to factor sustainable policy requirements
  - Educate, monitor and report against best practice.
- Manage the service delivery contracts for Council's Major outsourced Leisure and Functions facilities, including: WaterMarc Banyule, The Centre Ivanhoe, Ivanhoe Golf Course, Chelsworth Park, Community Halls, and Macleod Recreation and Fitness Centre.

**Key Direction: 5.4 Provide good governance and be accountable**

- Effectively manage Council's reputation within the media with clear, consistent and open communication.
- Implement legislative requirements from the new Local Government Act in 2018.
- Develop an Integrity Framework including:
  - Linked reporting to key integrity agencies
  - Procedures for mandatory reporting of suspected corruption
  - Update procedures for Protected Disclosure.

**Key Direction: 5.5 Promote an engaged and productive organisation**

- Build on the implementation of the Working Together Working Better Values by promoting positive behaviours through appropriate feedback, reward and recognition and development opportunities.
- Finalise and implement Enterprise Agreement No.7, with a focus on achieving a fair outcome that supports a sustainable organisation so that employment is sustainable, including terms and conditions that are contemporary and relevant to a modern workforce.

**Key Direction: 5.6 Manage the systems and assets that support service delivery**

- Deliver the new Digital Transformation Strategy to enable Council to continue to respond in a rapidly changing ICT (information and communications technology) environment, including:
  - Target improvement of organisational systems as prioritised by the organisation’s ICT Steering Committee
  - Develop innovative technologies to improve the customer experience when interacting with Council
  - Embrace a ‘cloud first’ approach to improve efficiency and effectiveness of resource allocation with a focus on continuous improvement
  - Maintain and provide a reliable and stable ICT environment to the organisation (e.g. network access, and system and information security)
  - Continue to provide reliable and dependable ICT support to enable the organisation to deliver services to the community.
- Maintain and enhance Council's Project Management framework to improve consistency in project delivery across the organisation.
- Ensure Business Continuity Plan documents are reviewed, revised and kept current.
- Review and communicate mechanisms and processes to apply clear and sound risk management practices that meet local government and industry standards.



## 2.6 Performance Statement

The LGPRF service performance outcome indicators detailed at section 2.8 will be reported on within the Performance Statement which is prepared at the end of the year as required by section 132 of the Act and included in the Annual Report 2017/2018. The Performance Statement will also include reporting on prescribed indicators of financial performance (outlined in section 7) and sustainable capacity.

The full set of prescribed performance indicators contained in the Performance Statement is audited each year by the Victorian Auditor General who issues an audit opinion on the Performance Statement. The initiatives detailed in the preceding pages will be reported in the Annual Report in the form of a statement of progress in the report of operations.

### Reconciliation with Budgeted Operating Result

	Net Cost (Revenue)	Expenditure	Revenue
	\$'000	\$'000	\$'000
1. People:			
Strong, healthy and inclusive communities	18,170	39,051	20,881
2. Planet:			
Environmental Sustainability	22,493	27,896	5,403
3. Place:			
Great places and spaces	8,566	25,142	16,576
4. Participation:			
Engagement and advocacy	6,406	6,418	12
5. Performance:			
Efficiency and good governance	17,855	18,083	228
<b>Total services</b>	<b>73,490</b>	<b>116,590</b>	<b>43,100</b>
Depreciation	20,822		
Unallocated corporate cost	2,695		
<b>Deficit before funding sources</b>	<b>97,007</b>		
<b>Funding Sources</b>			
Rates and charges	100,208		
Capital grants	2,006		
<b>Total funding sources</b>	<b>102,214</b>		
<b>Surplus for the year</b>	<b>5,207</b>		

#### Note:

- ❖ The figures above exclude activity contained in the Statement of Capital Works.
- ❖ The Strategic Resource Plan consists of the 'Performance – Efficiency and good governance' objective, the 'Management of our Human Resources' section, and the Financial Resources section.

## 2.8 Indicators – Measuring our Performance

Annually in our Budget we will measure our performance against the Council Plan objectives. This is shown in the following table which complements Banyule’s Strategic Indicators Framework. This is reported to our community in our Annual Report.

Note: Council Plan objectives:



People



Planet



Place









Participation



Performance

Service	Indicator	Performance Measure	2016-17 Actual	2017-18 Target (Forecast)	2018-19 Target (Budget)	Council Plan/ Budget
Governance	Satisfaction	Satisfaction with Council decisions (Community satisfaction rating out of 100 with how Council has performed in making decisions in the interests of the community)	57	58	Equal to or greater than the Metro Council Group average	
Statutory planning	Decision making	Council planning decisions upheld at VCAT (Percentage of planning application decisions subject to review by VCAT and that were not set aside)	65.12%	56%	60%	
Roads	Satisfaction	Satisfaction with sealed local roads (Community satisfaction rating out of 100 with how Council has performed on the condition of sealed local roads)	66	68	Equal to or greater than the Metro Council Group average.	
Libraries	Participation	Active library members (Percentage of the municipal population that are active library members)	16.12%	15%	15%	

Service	Indicator	Performance Measure	2016-17 Actual	2017-18 Target (Forecast)	2018-19 Target (Budget)	Council Plan/ Budget
Waste collection	Waste diversion	Kerbside collection waste diverted from landfill (Percentage of garbage, recyclables and green organics collected from kerbside bins that is diverted from landfill)	52.35%	50%	50%	
Aquatic Facilities	Utilisation	Utilisation of aquatic facilities (Number of visits to aquatic facilities per head of municipal population)	10.04	8	8	
Animal Management	Health and safety	Animal management prosecutions (Number of successful animal management prosecutions)	2	5	2	 
Food safety	Health and safety	Critical and major non-compliance outcome notifications (Percentage of critical and major non-compliance outcome notifications that are followed up by Council)	100%	100%	100%	
Maternal and Child Health	Participation	Participation in the MCH service (Percentage of children enrolled who participate in the MCH service)	80.55%	80%	80%	
		Participation in MCH service by Aboriginal children (Percentage of Aboriginal children enrolled who participate in the MCH service)	77.24%	80%	80%	

## **General Notes and Glossary of Terms for the Indicators**

1. *Metro Council Group: - Melbourne Metropolitan Group of councils.*
2. *CSI – Community satisfaction index scores measured by Victorian Local Government Community Satisfaction Survey (CSS), co-ordinated by the Department of Environment, Land, Water and Planning (DELWP). Banyule’s CSI indicators and targets are based on ‘performance’ measures. Community Satisfaction Index (CSI) scores are commonly used in the market research industry to represent the extent of customer satisfaction. Banyule’s survey results are available on Council’s website.*
3. *The Local Government (Planning and Reporting) Regulations 2014 support the operation of the planning and reporting framework for Councils. This includes the requirement for Councils to report against the Local Government Performance Reporting Framework (LGPRF).*
4. *Banyule follows the ‘Local Government Better Practice Guide - Performance Reporting Framework Indicator Workbook 2017-18’, Department of Environment, Land, Water and Planning, Local Government Victoria (LGV Guide - LGPRF Indicator Workbook) in the implementation of the LGPRF indicators process.*
5. *The results for the list of indicators included in the State Government’s LGPRF and in Council’s Budget document are reported in the BCC Annual Report, in line with the legislative requirements. Council will continue to review these and adjust targets and indicators as appropriate on an annual basis.*
6. *Council will continue to work with the State Government and Local Government industry sector in the further development and implementation of the LGPRF.*
7. *The indicators are reviewed on an ongoing basis to ensure continued alignment with Council’s objectives and priorities, and are subject to change.*

### **3. Financial Statements**

This section presents information in regard to the Financial Statements and Statement of Human Resources. The budget information for the year 2018/2019 has been supplemented with projections to 2021/2022 extracted from the Strategic Resource Plan.

This section includes the following financial statements prepared in accordance with the *Local Government Act 1989* and the *Local Government (Planning and Reporting) Regulations 2014*.

Comprehensive Income Statement  
Balance Sheet  
Statement of Changes in Equity  
Statement of Cash Flows  
Statement of Capital Works  
Statement of Human Resources

## Comprehensive Income Statement

For the four years ending 30 June 2022

	Notes	Forecast	Strategic Resource Plan			
		Actual 2017/18 \$'000	Budget 2018/19 \$'000	Projections		
			2019/20 \$'000	2020/21 \$'000	2021/22 \$'000	
<b>Income</b>						
Rates and charges	4.1.1(a)	97,209	100,208	102,875	105,498	108,073
Grants - Operating	4.1.2	10,586	11,115	10,921	11,015	11,111
Grants - Capital	4.1.3	3,572	2,006	2,546	1,371	1,371
Statutory fees and fines	4.1.4	9,498	9,942	10,180	10,522	10,617
User fees and charges	4.1.5	21,125	18,658	18,762	19,154	19,571
Contributions income	4.1.6	4,476	3,734	3,224	3,234	3,446
Interest income	4.1.7	2,913	2,597	2,704	3,352	3,391
Rental income	4.1.8	2,002	2,518	2,750	2,767	2,850
Net gain on disposal of property, infrastructure, plant and equipment		353	355	270	261	288
Other income	4.1.9	289	508	509	516	530
<b>Total income</b>		<b>152,023</b>	<b>151,641</b>	<b>154,741</b>	<b>157,690</b>	<b>161,248</b>
<b>Expenses</b>						
Employee costs	4.1.10	62,220	66,976	68,692	70,271	71,556
Materials and services	4.1.11	42,817	39,865	39,338	41,623	41,034
Utility charges	4.1.12	4,734	4,545	4,675	4,938	5,109
Depreciation and amortisation	4.1.13	20,463	20,822	21,805	22,837	23,825
Borrowing costs	4.1.14	2,991	2,636	2,486	2,339	1,905
Donations expenditure		379	409	411	413	414
Contribution expense	4.1.15	8,806	8,902	6,632	6,737	6,844
Other expenses	4.1.16	2,383	2,279	2,306	2,349	2,392
<b>Total expenses</b>		<b>144,793</b>	<b>146,434</b>	<b>146,345</b>	<b>151,507</b>	<b>153,079</b>
<b>Surplus for the year</b>		<b>7,230</b>	<b>5,207</b>	<b>8,396</b>	<b>6,183</b>	<b>8,169</b>
<b>Other comprehensive income</b>						
<b>Items that will not be reclassified to surplus or deficit in future periods:</b>						
Net asset revaluation increment	4.1.17	35,000	39,000	32,000	36,000	47,000
<b>Total comprehensive result</b>		<b>42,230</b>	<b>44,207</b>	<b>40,396</b>	<b>42,183</b>	<b>55,169</b>



## Balance Sheet

For the four years ending 30 June 2022

	Notes	Forecast	Budget	Strategic Resource Plan		
		Actual 2017/18 \$'000	2018/19 \$'000	2019/20 \$'000	Projections 2020/21 \$'000	2021/22 \$'000
<b>Assets</b>						
<b>Current assets</b>						
Cash and cash equivalents		21,753	18,006	21,980	22,334	22,038
Trade and other receivables		10,079	10,036	10,192	10,456	10,594
Other financial assets		87,015	72,391	88,285	89,701	88,528
Inventories		36	36	36	36	36
Other assets		1,128	1,128	1,128	1,128	1,128
<b>Total current assets</b>	4.2.1	<b>120,011</b>	<b>101,597</b>	<b>121,621</b>	<b>123,655</b>	<b>122,324</b>
<b>Non-current assets</b>						
Trade and other receivables		356	356	356	356	356
Investments in associates, joint arrangement and subsidiaries		3,412	3,412	3,412	3,412	3,412
Property, infrastructure, plant & equipment		1,515,315	1,575,367	1,593,717	1,633,296	1,680,420
Intangible assets		1,685	1,931	2,257	2,453	2,124
<b>Total non-current assets</b>	4.2.2	<b>1,520,768</b>	<b>1,581,066</b>	<b>1,599,742</b>	<b>1,639,517</b>	<b>1,686,312</b>
<b>Total assets</b>		<b>1,640,779</b>	<b>1,682,663</b>	<b>1,721,363</b>	<b>1,763,172</b>	<b>1,808,636</b>
<b>Liabilities</b>						
<b>Current liabilities</b>						
Trade and other payables		15,307	14,894	14,970	15,798	15,871
Trust funds and deposits		1,428	1,428	1,428	1,428	1,428
Provisions		14,769	15,219	15,680	16,150	16,629
Interest-bearing liabilities	4.2.5	2,360	2,233	1,672	10,257	939
<b>Total current liabilities</b>	4.2.3	<b>33,864</b>	<b>33,774</b>	<b>33,750</b>	<b>43,633</b>	<b>34,867</b>
<b>Non-current liabilities</b>						
Provisions		553	553	553	553	553
Trust funds and deposits		472	472	472	472	472
Interest-bearing liabilities	4.2.5	34,972	32,739	31,067	20,810	19,871
<b>Total non-current liabilities</b>	4.2.4	<b>35,997</b>	<b>33,764</b>	<b>32,092</b>	<b>21,835</b>	<b>20,896</b>
<b>Total liabilities</b>		<b>69,861</b>	<b>67,538</b>	<b>65,842</b>	<b>65,468</b>	<b>55,763</b>
<b>Net assets</b>		<b>1,570,918</b>	<b>1,615,125</b>	<b>1,655,521</b>	<b>1,697,704</b>	<b>1,752,873</b>
<b>Equity</b>						
Accumulated surplus		447,324	469,230	456,956	461,262	470,199
Reserves		1,123,594	1,145,895	1,198,565	1,236,442	1,282,674
<b>Total equity</b>		<b>1,570,918</b>	<b>1,615,125</b>	<b>1,655,521</b>	<b>1,697,704</b>	<b>1,752,873</b>

## Statement of Changes in Equity

For the four years ending 30 June 2022

	Notes	Total \$'000	Accumulated Surplus \$'000	Revaluation Reserve \$'000	Other Reserves \$'000
<b>2018 Forecast Actual</b>					
Balance at beginning of the financial year		1,528,688	434,009	1,027,055	67,624
Surplus for the year		7,230	7,230	-	-
Net asset revaluation increment		35,000	-	35,000	-
Transfers to other reserves		-	(13,618)	-	13,618
Transfers from other reserves		-	19,703	-	(19,703)
<b>Balance at end of the financial year</b>		<b>1,570,918</b>	<b>447,324</b>	<b>1,062,055</b>	<b>61,539</b>
		-	-	-	-
<b>2019 Budget</b>					
Balance at beginning of the financial year		1,570,918	447,324	1,062,055	61,539
Surplus for the year		5,207	5,207	-	-
Net asset revaluation increment		39,000	-	39,000	-
Transfers to other reserves	4.3.1	-	(17,583)	-	17,583
Transfers from other reserves	4.3.1	-	34,282	-	(34,282)
<b>Balance at end of the financial year</b>	4.3.2	<b>1,615,125</b>	<b>469,230</b>	<b>1,101,055</b>	<b>44,840</b>
		-	-	-	-
<b>2020</b>					
Balance at beginning of the financial year		1,615,125	469,230	1,101,055	44,840
Surplus for the year		8,396	8,396	-	-
Net asset revaluation increment		32,000	-	32,000	-
Transfers to other reserves		-	(48,240)	-	48,240
Transfers from other reserves		-	27,570	-	(27,570)
<b>Balance at end of the financial year</b>		<b>1,655,521</b>	<b>456,956</b>	<b>1,133,055</b>	<b>65,510</b>
		-	-	-	-
<b>2021</b>					
Balance at beginning of the financial year		1,655,521	456,956	1,133,055	65,510
Surplus for the year		6,183	6,183	-	-
Net asset revaluation increment		36,000	-	36,000	-
Transfers to other reserves		-	(30,406)	-	30,406
Transfers from other reserves		-	28,529	-	(28,529)
<b>Balance at end of the financial year</b>		<b>1,697,704</b>	<b>461,262</b>	<b>1,169,055</b>	<b>67,387</b>
		-	-	-	-
<b>2022</b>					
Balance at beginning of the financial year		1,697,704	461,262	1,169,055	67,387
Surplus for the year		8,169	8,169	-	-
Net asset revaluation increment		47,000	-	47,000	-
Transfers to other reserves		-	(16,114)	-	16,114
Transfers from other reserves		-	16,882	-	(16,882)
<b>Balance at end of the financial year</b>		<b>1,752,873</b>	<b>470,199</b>	<b>1,216,055</b>	<b>66,619</b>

## Statement of Cash Flows

For the four years ending 30 June 2022

Notes	Forecast	Budget	Strategic Resource Plan			
	Actual 2017/18 \$'000	2018/19 \$'000	2019/20 \$'000	Projections 2020/21 \$'000	2021/22 \$'000	
	Inflows (Outflows)	Inflows (Outflows)	Inflows (Outflows)	Inflows (Outflows)	Inflows (Outflows)	
<b>Cash flows from operating activities</b>						
<b>Receipts:</b>						
Rates and charges	97,764	100,118	102,795	105,419	107,996	
Grants - operating	10,642	11,115	10,921	11,015	11,111	
Grants - capital	3,572	2,006	2,546	1,371	1,371	
Statutory fees and fines	9,375	9,844	10,128	10,447	10,596	
User fees and charges	21,797	18,855	18,754	19,123	19,537	
Contributions - monetary	4,489	3,734	3,224	3,234	3,446	
Interest received	3,929	2,635	2,691	3,274	3,386	
Rental income	1,992	2,512	2,748	2,767	2,849	
Other receipts	289	508	509	516	530	
<b>Payments:</b>						
Employee costs	(61,955)	(66,322)	(68,046)	(69,450)	(70,881)	
Materials and services	(41,312)	(40,482)	(39,448)	(41,145)	(41,157)	
Utility charges	(4,734)	(4,545)	(4,675)	(4,938)	(5,109)	
Other payments	(11,568)	(11,588)	(9,349)	(9,500)	(9,651)	
<b>Net cash provided by operating activities</b>	4.4.1	<b>34,280</b>	<b>28,390</b>	<b>32,798</b>	<b>32,133</b>	<b>34,024</b>
<b>Cash flows from investing activities</b>						
Payments for property, infrastructure, plant and equipment	(31,205)	(46,686)	(43,792)	(43,191)	(23,982)	
Payments for intangible assets	(500)	(500)	(500)	(605)	(500)	
Proceeds from sale of property, infrastructure, plant and equipment	1,714	5,421	36,081	17,444	1,151	
Net (purchases)/redemption of financial assets	16,605	14,624	(15,894)	(1,416)	1,173	
<b>Net cash used in investing activities</b>	4.4.2	<b>(13,386)</b>	<b>(27,141)</b>	<b>(27,768)</b>	<b>(22,158)</b>	
<b>Cash flows from financing activities</b>						
Borrowing costs - interest	(3,003)	(2,636)	(2,486)	(2,339)	(1,905)	
Repayment of borrowings	(15,211)	(2,360)	(2,233)	(1,672)	(10,257)	
<b>Net cash used in financing activities</b>	4.4.3	<b>(18,214)</b>	<b>(4,996)</b>	<b>(4,011)</b>	<b>(12,162)</b>	
<b>Net increase/(decrease) in cash &amp; cash equivalents</b>		2,680	(3,747)	3,974	354	(296)
Cash and cash equivalents at the beginning of the financial year		19,073	21,753	18,006	21,980	22,334
<b>Cash and cash equivalents at the end of the financial year</b>		<b>21,753</b>	<b>18,006</b>	21,980	22,334	22,038

## Statement of Capital Works

For the four years ending 30 June 2022

	Notes	Forecast	Budget	Strategic Resource Plan		
		Actual 2017/18 \$'000	2018/19 \$'000	Projections		
				2019/20 \$'000	2020/21 \$'000	2021/22 \$'000
<b>Infrastructure</b>						
Roads, street and bridges		7,062	7,155	6,062	5,852	6,021
Drainage		1,175	1,090	1,290	1,790	1,790
Parks and gardens		5,028	6,562	7,538	5,968	5,575
Playground		455	565	445	430	770
<b>Total infrastructure</b>		<b>13,720</b>	<b>15,372</b>	<b>15,335</b>	<b>14,040</b>	<b>14,156</b>
<b>Property</b>						
Freehold land		3,145	1,000	-	-	-
Freehold buildings		7,482	21,191	21,354	23,412	3,905
<b>Total property</b>		<b>10,627</b>	<b>22,191</b>	<b>21,354</b>	<b>23,412</b>	<b>3,905</b>
<b>Plant and equipment</b>						
Motor vehicles		4,897	7,241	4,588	3,554	4,161
Plant and equipment		1,485	1,492	2,165	2,020	1,410
Furniture and fittings		325	235	235	235	235
<b>Total plant and equipment</b>		<b>6,707</b>	<b>8,968</b>	<b>6,988</b>	<b>5,809</b>	<b>5,806</b>
<b>Other assets</b>						
Art Collection		150	155	115	35	115
<b>Total other assets</b>		<b>150</b>	<b>155</b>	<b>115</b>	<b>35</b>	<b>115</b>
<b>Intangible assets</b>						
Software		500	500	500	500	500
<b>Total intangible assets</b>		<b>500</b>	<b>500</b>	<b>500</b>	<b>500</b>	<b>500</b>
<b>Total capital works expenditure</b>	5.2	<b>31,704</b>	<b>47,186</b>	<b>44,292</b>	<b>43,796</b>	<b>24,482</b>
<b>Represented by:</b>						
Asset renewal expenditure		20,218	28,344	26,942	21,763	18,514
Asset upgrade expenditure		4,150	17,074	15,300	8,773	4,343
Asset expansion expenditure		2,139	870	1,385	1,035	695
Asset new expenditure		5,197	898	665	12,225	930
<b>Total capital works expenditure</b>	5.2	<b>31,704</b>	<b>47,186</b>	<b>44,292</b>	<b>43,796</b>	<b>24,482</b>
<b>Funding sources represented by:</b>						
Revenue		14,268	13,189	14,354	14,031	15,246
Government grants		1,547	1,082	1,622	447	447
Community contributions & sale proceeds		2,375	2,766	1,201	13,094	1,301
Reserves		13,514	30,149	27,115	16,224	7,488
<b>Total capital works expenditure</b>	5.2	<b>31,704</b>	<b>47,186</b>	<b>44,292</b>	<b>43,796</b>	<b>24,482</b>

## Statement of Human Resources

For the four years ending 30 June 2022

	Forecast	Budget	Strategic Resource Plan		
	Actual(*)		Projections		
	2017/18	2018/19	2019/20	2020/21	2021/22
	\$'000	\$'000	\$'000	\$'000	\$'000
<b>Staff expenditure</b>					
Employee costs - operating	62,220	<b>66,976</b>	68,692	70,271	71,556
Employee costs - capital	450	<b>875</b>	860	845	830
<b>Total staff expenditure</b>	<b>62,670</b>	<b>67,851</b>	<b>69,552</b>	<b>71,116</b>	<b>72,386</b>
	EFT	<b>EFT</b>	EFT	EFT	EFT
<b>Staff numbers</b>					
Employees - expensed	606.38	<b>653.09</b>	650.14	648.71	642.71
Employees – capitalised (estimated)	3.50	<b>7.00</b>	7.00	6.50	6.50
<b>Total staff numbers</b>	<b>609.88</b>	<b>660.09</b>	657.14	655.21	649.21

(\*) Forecast Actual 2017/2018 equivalent full time (EFT) excludes vacancies e.g. (maternity leave, and leave without pay).

A summary of human resources expenditure categorised according to the organisational structure of Council is included below:

Department	Budget 2018/19 \$'000	Comprises		
		Permanent Full Time \$'000	Part time \$'000	Casual \$'000
Assets & City Services	19,142	18,579	559	4
City Development	10,953	8,552	2,121	280
Community Programs	25,736	10,778	13,224	1,734
Core Corporate	1,696	1,528	168	-
Corporate Services	10,324	7,681	2,345	298
<b>Total staff expenditure</b>	<b>67,851</b>	<b>47,118</b>	<b>18,417</b>	<b>2,316</b>
Capitalised labour costs	(875)			
<b>Total expenditure</b>	<b>66,976</b>			

A summary of the number of equivalent full time (EFT) Council staff in relation to the above expenditure is included below:

Department	Budget 2018/19	Comprises		
		Permanent Full Time	Part time	Casual
Assets & City Services	196.80	191.00	5.76	0.04
City Development	101.58	75.00	23.21	3.37
Community Programs	264.09	103.00	147.27	13.82
Core Corporate	6.63	5.00	1.63	-
Corporate Services	90.99	68.00	20.02	2.97
<b>Total staff</b>	<b>660.09</b>	<b>442.00</b>	<b>197.89</b>	<b>20.20</b>
Capitalised labour costs	7.00			

## 4. Notes to the Financial Statements Comparison

This section presents detailed information on material components of the financial statements. *Council needs to assess which components are material, considering the dollar amounts and nature of these components.*

### 4.1 Comprehensive Income Statement Comparison

#### 4.1.1 Rates and Charges

Rates and charges are required by the Act and the Regulations to be disclosed in Council's annual budget.

In developing the Strategic Resource Plan, rates and charges were identified as an important source of revenue. Planning for future rate increases has therefore been an important component of the Strategic Resource Planning process. The Fair Go Rates System (FGRS) sets out the maximum amount councils may increase rates in a year. For budget 2018/2019 the FGRS cap has been set at 2.25%. The cap applies to both general rates and municipal charges and is calculated on the basis of council's average rates and charges.

The level of required rates and charges has been considered in this context, with reference to Council's other sources of income and the planned expenditure on services and works to be undertaken for the community.

To achieve these objectives while maintaining service levels and a strong capital expenditure program, the average general rate and the Municipal Charge will increase by 2.25% in line with the rate cap. The Municipal charge will not form part of Council's Rating Base for the budget 2018/2019 year.

This will raise total rates and charges for budget 2018/2019 to \$100.208 million

4.1.1(a) The reconciliation of the total rates and charges to the Comprehensive Income Statement is as follows:

	Forecast Actual 2017/18 \$'000	Budget 2018/19 \$'000	Change	
				%
General rates*	87,952	98,530	10,578	12.03%
Municipal charge*	7,273	-	(7,273)	(100.00)%
Special rates and charges	636	650	14	2.20%
Supplementary rates and rate adjustments	985	800	(185)	(18.78)%
Supplementary Municipal charge	95	-	(95)	(100.00)%
Interest on rates and charges	246	207	(39)	(15.85)%
Revenue in lieu of rates (Cultural and Recreational)#	22	21	(1)	(4.55)%
<b>Total rates and charges</b>	<b>97,209</b>	<b>100,208</b>	<b>2,999</b>	<b>3.09%</b>

\* These items are subject to the rate cap established under the Fair Go Rates System (FGRS).

# Subject to change dependant on the community benefits survey results from each relevant properties. The revenue raised is an estimate and is currently based on the 2017/2018 community benefits survey.

4.1.1(b) The rate in the dollar to be levied as general rates under Section 158 of the Act for each type or class of land compared with the previous financial year.

Type or class of land	Forecast	Budget	Change
	Actual 2017/18 cents/\$CIV	2018/19 cents/\$CIV	
General rate for rateable residential properties	0.00220298	<b>0.00195636</b>	(11.19)%
General rate for rateable residential vacant properties	0.00297402	<b>0.00293454</b>	(1.33)%
General rate for rateable commercial properties	0.00275373	<b>0.00244545</b>	(11.19)%
General rate for rateable commercial vacant properties	0.00385522	<b>0.00391272</b>	1.49%
General rate for rateable industrial properties	0.00275373	<b>0.00244545</b>	(11.19)%
General rate for rateable industrial vacant properties	0.00385522	<b>0.00391272</b>	1.49%

4.1.1(c) The estimated total amount to be raised by general rates in relation to each type or class of land, and the estimated total amount to be raised by general rates, compared with the previous financial year.

Type or class of land	Forecast	Budget	Change	
	Actual 2017/18 \$'000	2018/19 \$'000	\$'000	%
Residential Improved	79,046	<b>88,782</b>	9,736	12.32%
Residential Vacant	1,115	<b>1,412</b>	297	26.64%
Commercial Improved	5,620	<b>5,913</b>	293	5.21%
Commercial Vacant	161	<b>188</b>	27	16.77%
Industrial Improved	1,962	<b>2,163</b>	201	10.24%
Industrial Vacant	48	<b>72</b>	24	50.00%
<b>TOTAL</b>	<b>87,952</b>	<b>98,530</b>	10,578	12.03%

4.1.1(d) The number of assessments in relation to each type or class of land, and the total number of assessments, compared with the previous financial year.

Type or class of land	Forecast	Budget	Change	
	Actual 2017/18 Number	2018/19 Number	Number	%
Residential Improved	50,089	<b>50,813</b>	724	1.45%
Residential Vacant	423	<b>459</b>	36	8.51%
Commercial Improved	2,055	<b>2,060</b>	5	0.24%
Commercial Vacant	20	<b>17</b>	(3)	(15.00)%
Industrial Improved	918	<b>964</b>	46	5.01%
Industrial Vacant	14	<b>14</b>	-	-
<b>TOTAL</b>	<b>53,519</b>	<b>54,327</b>	<b>808</b>	1.51%

4.1.1(e) The basis of valuation to be used is the Capital Improved Value (CIV).



4.1.1(f) The estimated total value of each type or class of land, and the estimated total value of land, compared with the previous financial year

Type or class of land	Forecast	Budget	Change	
	Actual 2017/18 \$'000	2018/19 \$'000	\$'000	%
Residential Improved	35,881,132	45,381,405	9,500,273	26.48%
Residential Vacant	374,768	481,140	106,372	28.38%
Commercial Improved	2,040,680	2,417,866	377,186	18.48%
Commercial Vacant	41,726	47,935	6,209	14.88%
Industrial Improved	712,557	884,332	171,775	24.11%
Industrial Vacant	12,465	18,510	6,045	48.50%
<b>Total value of land</b>	<b>39,063,328</b>	<b>49,231,188</b>	<b>10,167,860</b>	<b>26.03%</b>

The values listed above are subject to change, as at the date of preparation of the budget, individual values have not been audited and approved by the Valuer-General.

4.1.1(g) The municipal charge under Section 159 of the Act compared with the previous financial year.

Type of Charge	Per Rateable Property Forecast Actual 2017/18	Per Rateable Property Budget 2018/19	Change	
	\$	\$	\$	%
Municipal	\$135.90	-	(135.90)	(100.0)%

4.1.1(h) The estimated total amount to be raised by municipal charges compared with the previous financial year.

Type of Charge	Forecast	Budget	Change	
	Actual 2017/18 \$	2018/19 \$	\$	%
Municipal	7,273,232	-	(7,273,232)	(100.0)%

4.1.1(i) Fair Go Rates System Compliance

Banyule City Council is fully compliant with the State Government's Fair Go Rates System. The figures used in this table are updated figures (most current available) from those used in the above tables that represent the data as of the 1st July.

	Forecast	Budget
	Actual 2017/18 \$	2018/19 \$
Total Rates	93,359,222	96,361,985
Number of rateable properties	53,519	54,327
Base Average Rate	1744	1774
Maximum Rate Increase (set by the State Gov't)	2.00%	2.25%
Capped Average Rate	1,779	1,814
Maximum General Rates *	95,225,286	98,530,130
Budgeted General Rates *	95,225,116	98,529,631

\* includes Municipal charges revenue

#### 4.1.1(m) Any significant changes that may affect the estimated amounts to be raised by rates and charges

There are no known significant changes which may affect the estimated amounts to be raised by rates and charges. However, the total amount to be raised by rates and charges may be affected by:

- The making of supplementary valuations (budget 2018/2019: estimated \$0.80 million and forecast 2017/2018: \$1.08 million)
- The variation of returned levels of value (e.g. valuation appeals)
- Changes of use of land such that rateable land becomes non-rateable land and vice versa
- Changes of use of land such that residential land becomes business land and vice versa.

#### 4.1.1(n) Differential rates

Council considers that each differential rate will contribute to the equitable and efficient carrying out of Council functions.

The following differential rates are levied:

- Residential Improved
- Commercial/Industrial Improved (set at 1.25 times the residential improved rate)
- Residential Vacant Land (set at 1.5 times the residential improved rate)
- Commercial/Industrial Vacant Land (set at 2 times the residential improved rate)

### **Residential Improved Land**

#### **Objective:**

To ensure that such rateable land makes an equitable financial contribution to the cost of carrying out the functions of Council, having regard to the relative benefits derived from the carrying out of such functions.

Those functions include the:

- 1) Implementation of good governance and sound financial stewardship; and
- 2) Construction, renewal, upgrade, expansion and maintenance of infrastructure assets; and
- 3) Development and provision of health, environmental, conservation, leisure, recreation, youth and family community services; and
- 4) Provision of strategic and economic management, town planning and general support services; and
- 5) Promotion of cultural, heritage and tourism aspects of Council's municipal district.

#### **Types and Classes:**

Any rateable land which is not Vacant Land, Commercial / Industrial Vacant Land or Commercial / Industrial Improved Land.

#### **Use and Level of Differential Rate:**

The differential rate will be used to fund some of those items of expenditure and Capital Works described in the Budget adopted by Council.

The level of the differential rate is the level which Council considers is necessary to achieve the objectives specified above.

#### **Geographic Location:**

Wherever located within the municipal district.

**Use of Land:**

Any use permitted under the Banyule Planning Scheme.

**Planning Scheme Zoning:**

The zoning applicable to each rateable land within this category, as determined by consulting maps referred to in the Banyule Planning Scheme.

**Types of Buildings:**

The types of buildings on the land within a differential rate are all buildings that are now constructed on the land.

**Commercial/Industrial Improved Land****Objective:**

To ensure that such rateable land makes an equitable financial contribution to the cost of carrying out the functions of Council having regard to the capacity of such land to be used to yield income and the demands such land makes on Council's infrastructure.

Those functions include the:

- 1) Implementation of good governance and sound financial stewardship; and
- 2) Construction, renewal, upgrade, expansion and maintenance of infrastructure assets; and
- 3) Development and provision of health, environmental, conservation, leisure, recreation, youth and family community services; and
- 4) Provision of strategic and economic management, town planning and general support services; and
- 5) Promotion of cultural, heritage and tourism aspects of Council's municipal district

**Types and Classes:**

Any rateable land which is used, or designed or adapted to be used, primarily for commercial or industrial purposes.

**Use and Level of Differential Rate:**

The differential rate will be used to fund some of those items of expenditure and Capital Works described in the Budget adopted by Council.

The level of the differential rate is the level which Council considers is necessary to achieve the objectives specified above.

**Geographic Location:**

Wherever located within the municipal district.

**Use of Land:**

Any use permitted under the Banyule Planning Scheme.

**Planning Scheme Zoning:**

The zoning applicable to each rateable land within this category, as determined by consulting maps referred to in the Banyule Planning Scheme.

**Types of Buildings:**

The types of buildings on the land within a differential rate are all buildings that are now constructed on the land.

## **Residential Vacant Land**

### **Objective:**

To encourage the development of land and to ensure that such rateable land makes an equitable financial contribution to the cost of carrying out the functions of Council, including the:

- 1) Implementation of good governance and sound financial stewardship; and
- 2) Construction, renewal, upgrade, expansion and maintenance of infrastructure assets; and
- 3) Development and provision of health, environmental, conservation, leisure, recreation, youth and family community services; and
- 4) Provision of strategic and economic management, town planning and general support services; and
- 5) Promotion of cultural, heritage and tourism aspects of Council's municipal district

### **Types and Classes:**

Any rateable land on which no dwelling is erected.

### **Use and Level of Differential Rate:**

The differential rate will be used to fund some of those items of expenditure and Capital Works described in the Budget adopted by Council.

The level of the differential rate is the level which Council considers is necessary to achieve the objectives specified above.

### **Geographic Location:**

Wherever located within the municipal district.

### **Use of Land:**

Any use permitted under the Banyule Planning Scheme.

### **Planning Scheme Zoning:**

The zoning applicable to each rateable land within this category, as determined by consulting maps referred to in the relevant Banyule Planning Scheme.

## **Commercial/Industrial Vacant Land**

### **Objective:**

To encourage the development of land and to ensure that such rateable land makes an equitable financial contribution to the cost of carrying out the functions of Council, including the:

- 1) Implementation of good governance and sound financial stewardship; and
- 2) Construction, renewal, upgrade, expansion and maintenance of infrastructure assets; and
- 3) Development and provision of health, environmental, conservation, leisure, recreation, youth and family community services; and
- 4) Provision of strategic and economic management, town planning and general support services; and
- 5) Promotion of cultural, heritage and tourism aspects of Council's municipal district

### **Types and Classes:**

Any rateable land on which no structure is erected.

### **Use and Level of Differential Rate:**

The differential rate will be used to fund some of those items of expenditure and Capital Works described in the Budget adopted by Council.

The level of the differential rate is the level which Council considers is necessary to achieve the objectives specified above.

### **Geographic Location:**

Wherever located within the municipal district.

### **Use of Land:**

Any use permitted under the Banyule Planning Scheme.

### **Planning Scheme Zoning:**

The zoning applicable to each rateable land within this category, as determined by consulting maps referred to in the relevant Banyule Planning Scheme.

## **Cultural and Recreational Lands**

### **Objective:**

To ensure that the promotion of cultural, heritage and recreational activity occurs within Council's municipal district and that this is supported in a way that encourages appropriate activity and development.

Council has considered the service utilised by the lands and the benefit these lands provide to the community by consideration of their cultural or recreational land use, as required under The Act.

### **Types and Classes:**

Under the provisions of the Cultural and Recreational Land Act 1963, the Council levies an amount in lieu of rates payable in respect of recreational lands that have the following characteristics:

Any land which is not Residential Vacant Land, Commercial / Industrial Vacant Land or Commercial / Industrial Improved Land, which is specifically set aside for the use of cultural and recreational pursuits whereby the members do not derive a financial benefit or profit from the activities.

The Act effectively provides for properties used for outdoor activities to be differentially rated unless it involves land that is being leased from a private landowner. The discretion of whether to provide a cultural and recreational lands rate rests with Council

The amount in lieu of rates payable in respect of each rateable land to which the Cultural and Recreations Land rate applies is determined by the following methodology:

In Use Value X (Residential Improved rate X Questionnaire Weighting) X 65% (Council Services available to the entity).

In Use Value has been determined as being 70% of the Capital Improved Value.

The Questionnaire weighting determines the level of benefit these lands provide to the community.

Currently Council has properties that are currently defined as Cultural and Recreational properties in accordance with the Cultural and Recreational Lands Act. They are listed below:

- 1 Vasey Street Ivanhoe
- 54 Cleveland Avenue Lower Plenty
- 8 Main Road Lower Plenty
- 540 The Boulevard Ivanhoe East

#### 4.1.2 Grants Operating

Grants are required by the Act and the Regulations to be disclosed in Council's annual budget.

	Forecast Actual 2017/18 \$'000	Budget 2018/19 \$'000	Change	
			\$'000	%
<b>Grants were received in respect of the following:</b>				
<b>Summary of grants</b>				
Commonwealth funded grants	8,319	9,031	712	8.56%
State funded grants	5,839	4,090	(1,749)	(29.95)%
<b>Total grants received</b>	<b>14,158</b>	<b>13,121</b>	<b>(1,037)</b>	<b>(7.32)%</b>
<b>(a) Operating Grants</b>				
<b>Recurrent - Commonwealth Government</b>				
General home care	3,972	3,901	(71)	(1.79)%
Child care centres	1,223	954	(269)	(22.00)%
Victoria Grants Commission – general purpose	1,319	2,645	1,326	100.53%
Immunisation	29	29	-	-
<b>Recurrent - State Government</b>				
Home & Community care	1,278	1,005	(273)	(21.36)%
Youth & Community services	311	259	(52)	(16.72)%
Child care centres & Pre-school	647	639	(8)	(1.24)%
Maternal & Child health	986	986	-	-
Immunisation	111	92	(19)	(17.12)%
Tobacco grant	21	4	(17)	(80.95)%
Functions – Senior citizens events	23	-	(23)	(100.00)%
School crossing supervisors	311	335	24	7.72%
Others	94	95	1	1.06%
<b>Total recurrent operating grants</b>	<b>10,325</b>	<b>10,944</b>	<b>619</b>	<b>6.00%</b>
<b>Non-recurrent - Commonwealth Government</b>				
Community care programs	76	85	9	11.84%
Early childhood services	46	46	-	-
<b>Non-recurrent - State Government</b>				
Community care programs	29	30	1	3.45%
Engineering	10	10	-	-
Others	100	-	(100)	(100.00)%
<b>Total non-recurrent operating grants</b>	<b>261</b>	<b>171</b>	<b>(90)</b>	<b>(34.48)%</b>
<b>Total operating grants</b>	<b>10,586</b>	<b>11,115</b>	<b>529</b>	<b>5.00%</b>

Operating grants are projected to increase by \$0.53 million or 5.00% from forecast 2017/2018 to budget 2018/2019 due to the following factors:

- Half of the Victoria Grants Commission payment for the year 2017/2018 forecast was paid to all Councils in advance (received in June 2017). An advance payment has recently been announced, no amendment will be made to the budget as it effects the timing of receipt only (between 2017/18 and 2018/19).

- This increase is partially offset by decreases in grants for the following services:
  - With the continued roll out of the NDIS, the number of customers requiring Home and Community Care from Banyule is reducing. This has led to a reduction in the operational grants Council receives and there is an offsetting reduction in associated costs.
  - Child Care Centres had higher enrolments in forecast 2017/2018 than anticipated, enrolments are expected to return back to original budget increase in budget 2018/2019.

#### 4.1.3 Grants Capital

Grants are required by the Act and the Regulations to be disclosed in Council's annual budget.

	Forecast Actual 2017/18 \$'000	Budget 2018/19 \$'000	Change \$'000 %	
<b>(b) Capital Grants</b>				
<b>Recurrent - Commonwealth Government</b>				
Roads to recovery	1,043	447	(596)	(57.14)%
Victoria Grants Commission – local roads	460	924	464	100.87%
<b>Total recurrent capital grants</b>	<b>1,503</b>	<b>1,371</b>	<b>(132)</b>	<b>(8.78)%</b>
<b>Non-recurrent - Commonwealth Government</b>				
Sports field lighting	100	-	(100)	(100.00)%
Buildings	50	-	(50)	(100.00)%
<b>Non-recurrent - State Government</b>				
Buildings	1,900	450	(1,450)	(76.32)%
Other	19	185	166	873.68%
<b>Total non-recurrent capital grants</b>	<b>2,069</b>	<b>635</b>	<b>(1,434)</b>	<b>(69.31)%</b>
<b>Total capital grants</b>	<b>3,572</b>	<b>2,006</b>	<b>(1,566)</b>	<b>(43.84)%</b>
<b>Total Grants</b>	<b>14,158</b>	<b>13,121</b>	<b>(1,037)</b>	<b>(7.32)%</b>

Capital grants are projected to decrease by \$1.57 million or 43.84% from forecast 2017/2018 to budget 2018/2019. Capital Grants are often ad-hoc in nature and fluctuate from year to year depending on capital projects being undertaken during the year. Some of the significant movements are:

- Sherbourne Road Early Learning Hub project was a very significant project where Council forecasted to receive \$1.90 million in grants in 2017/2018. Although the Learning Hub is no longer a viable project the State Government funds have been agreed to be reallocated to other community projects. Refer Section 5.2. For 2018/19 Council is budgeting to receive \$0.45 million in grants for building capital works.
- Roads to Recovery grants have decreased by \$0.60 million as the income has been reallocated to the future years by the Federal Government.
- Offsetting these decreases is a \$0.46 million increase in Victoria Grants Commission local road funding 2018 as all Councils received payment in advance (received in June 2017). A 50% payment in advance for 2018/19 into 2017/18 has again been announced but overall there is no change in the total amount received over the period to 30 June 2019, therefore no change to the forecast or budget has been made.
- The 2018/2019 capital works projects funded by capital grants are dependent on receiving the funding. Refer to Capital projects area section 5.2.



#### 4.1.4 Statutory Fees and Fines

	Forecast Actual 2017/18 \$'000	Budget 2018/19 \$'000	Change	
			\$'000	%
Building permits and fines	2,337	2,607	270	11.55%
Planning permits and fines	1,815	1,643	(172)	(9.47)%
Failure to vote fines	119	-	(119)	(100.00)%
Food Act and Health registrations	525	550	25	4.76%
Local laws infringements and fines	4,250	4,310	60	1.41%
Property valuations	-	416	416	100.00%
Road and footpath reinstatements	294	259	(35)	(11.90)%
Other fees and fines	158	157	(1)	(0.63)%
<b>Total statutory fees and fines</b>	<b>9,498</b>	<b>9,942</b>	<b>444</b>	<b>4.67%</b>

Increases in statutory fee prices are made in accordance with legislative requirements.

Statutory fees are forecast to increase by \$0.44 million or 4.67% from forecast 2017/2018 to budget 2018/2019.

- Building permits and fines are expected to increase by \$0.27 million in line with building industry demand and Banyule BPI growth strategy.
- Planning permits and fines are budgeted to decrease by \$0.17 million to \$1.64 million. This reflects forecast 2017/2018 producing better than expected results due to high industry demand which is not expected to be maintained at the same level.
- Failure to vote fines provided \$0.12 million income in forecast 2017/2018 following the 2016 Council elections held every four years.
- Property valuation income is to increase from Nil in forecast 2017/2018 to \$0.42 million in budget 2018/2019 in respect of general revaluation services provided to the State Revenue Office on a biennial basis.

#### 4.1.5 User Fees and Charges

	Forecast Actual 2017/18 \$'000	Budget 2018/19 \$'000	Change	
			\$'000	%
Aquatic and Leisure Centre fees and charges	7,246	7,611	365	5.04%
Building and Planning permits and fees	127	131	4	3.15%
Child Day Care charges	1,539	1,881	342	22.22%
Community halls and events	301	304	2	1.00%
Delivered meals charges	406	438	32	7.88%
Engineering services' fees	193	195	2	1.04%
Functions Centre charges	230	129	(101)	(43.91)%
Home care charges	471	443	(28)	(5.94)%
Immunisation fees	305	254	(51)	(16.72)%
Local laws fees	2,027	1,834	(193)	(9.52)%
Planned Activity Group fees and charges	98	100	2	2.04%
Sports ground rentals income	219	225	6	2.74%
Transfer station tipping fees	7,170	4,438	(2,732)	(38.10)%
Other fees and charges	793	675	(118)	(14.88)%
<b>Total user fees</b>	<b>21,125</b>	<b>18,658</b>	<b>(2,467)</b>	<b>(11.68)%</b>

User fees are forecast to decrease by \$2.47 million or 11.68% from forecast 2017/2018 to budget 2018/2019.

- Aquatic and Leisure Centre fees and charges are expected to increase by \$0.37 million as a combined result of fee increases and projected growth in participation due to a significant focus on marketing and promotion.
- Child Day Care charges are budgeted to increase by \$0.34 million as a result of legislated changes making fees hourly rather than daily, and a projected decrease in Child Care Rebates resulting in an increase in parent fees.
- Local law fees are reducing by \$0.19 million due to a predicted reduction in occupation permits and inspection fees, these permits are associated with building works and occupation of Council land during construction. A few large construction sites drew in larger than expected income in forecast 2017/2018, this is not anticipated to continue at the same rate in budget 2018/2019.
- Transfer station tipping fees are expected to decrease by \$1.25 million due to a reduction in customer demand as other service providers are expected to offer more competitive prices. A further decrease of \$1.48 million is attributable to a change to accounting treatment for recognition of internal revenue for waste disposal. This reduction in income is mostly offset by an equivalent reduction in associated costs.

#### 4.1.6 Contributions Income

	Forecast		Change	
	Actual	Budget	\$'000	%
	2017/18	2018/19		
	\$'000	\$'000		
Public Open Space – contributions	3,800	3,150	(650)	(17.11)%
Contributions for capital works projects	257	345	88	34.24%
Other contributions	419	239	(180)	(42.96)%
<b>Total contributions</b>	<b>4,476</b>	<b>3,734</b>	<b>(742)</b>	<b>(16.58)%</b>

Contributions relate to monies paid by property developers towards public open space, monies paid by local sporting clubs/organisations to contribute towards capital works projects and contributions to other operational programs.

Contributions are projected to decrease by \$0.74 million or 16.58% compared to 2017/2018 which is primarily due to a budgeted \$0.65 million reduction in public open space contributions. A number of major property developments occurred within the municipality over the last two financial years. These developments are now heading towards completion and a lower amount of major property developments are expected in 2018/2019.

#### 4.1.7 Interest Income

	Forecast		Change	
	Actual	Budget	\$'000	%
	2017/18	2018/19		
	\$'000	\$'000		
Interest on investments	2,902	2,590	(312)	(10.75)%
Interest from sporting clubs	11	7	(4)	(36.36)%
<b>Total interest income</b>	<b>2,913</b>	<b>2,597</b>	<b>(316)</b>	<b>(10.85)%</b>

Interest income is predominantly made up of the interest received on Council's cash holdings in bank accounts and term deposits. Interest income is projected to decrease by \$0.32 million as Council spends a portion of its cash reserves on Capital Works.

#### 4.1.8 Rental Income

	Forecast		Change	
	Actual	Budget	\$'000	%
	2017/18	2018/19		
	\$'000	\$'000		
Residential/commercial rental	1,297	1,792	495	38.16%
Recycling centre rental	705	726	21	2.98%
<b>Total rental income</b>	<b>2,002</b>	<b>2,518</b>	<b>516</b>	<b>25.77%</b>

Rental income is projected to increase by \$0.52 million or 25.77% from forecast 2017/2018 to budget 2018/2019. This is primarily related to the rent of commercial office space and multi-deck carpark in Greensborough, it is anticipated that full tenancy will result in an increase of \$0.48 million during budget 2018/2019 compared to forecast 2017/2018.

#### 4.1.9 Other Income

	Forecast		Change	
	Actual	Budget	\$'000	%
	2017/18	2018/19		
	\$'000	\$'000		
Insurance claims	15	-	(15)	(100.00)%
Sale of right-of-way's	65	80	15	23.08%
Sale of drainage reserves	20	20	-	-
Sponsorship	71	52	(19)	(26.76)%
Vehicle contributions	-	315	315	100.00%
WorkCover reimbursements	63	11	(52)	(82.54)%
Other revenue	55	30	(25)	(45.45)%
<b>Total other income</b>	<b>289</b>	<b>508</b>	<b>219</b>	<b>75.78%</b>

Other income is projected to increase by \$0.22 million or 75.78% from forecast 2017/2018 to budget 2018/2019. This is primarily due to a change in accounting treatment of employee vehicle contributions. Previously vehicle operating costs were recognised net of contributions, from budget 2018/2019 the contributions will be separately recognised.

#### 4.1.10 Employee Costs

	Forecast		Change	
	Actual	Budget	\$'000	%
	2017/18	2018/19		
	\$'000	\$'000		
Wages and salaries	48,755	52,942	4,187	8.59%
Annual leave and loading	4,752	4,749	(3)	(0.06)%
Long service leave	1,711	1,811	100	5.84%
Superannuation	4,949	5,240	291	5.88%
WorkCover	1,661	2,408	747	44.97%
Other on costs	842	701	(141)	(16.75)%
Less: Capitalised labour (on costs included)	(450)	(875)	(425)	(94.44)%
<b>Total employee costs</b>	<b>62,220</b>	<b>66,976</b>	<b>4,756</b>	<b>7.64%</b>

Employee costs include all labour related expenditure such as wages, salaries and on-costs such as allowances, leave entitlements, employer superannuation. Employee costs are forecast to increase by 7.64% or \$4.76 million compared to forecast 2017/2018. This increase relates to three key factors:

- The continuation of Council's Enterprise Bargaining Agreement (EBA) and the associated pay increases (2.10% for budget 2018/2019);
- The equivalent full time (EFT) increment of 17 EFT positions to reflect the growing demand for Council services and the increased staffing requirement to manage a growing capital works program;
- Plans for lower utilisation of labour agency staff, as Council budgets for all staffing positions to be filled in future years, while forecasts take into account staff vacancies during the year. These vacancies are often offset by back-filling by labour hire agency staff;
- The WorkCover premium increment that reflects a higher claims experience than the rest of the industry.

#### 4.1.11 Materials and Services

	Forecast		Change	
	Actual 2017/18 \$'000	Budget 2018/19 \$'000	\$'000	%
Advertising	264	246	(18)	(6.82)%
Auditing Services	198	179	(19)	(9.60)%
Building and Planning charges and government fees	360	379	19	5.28%
Child care expenses	106	108	2	1.89%
Contractor costs	20,327	18,569	(1,758)	(8.65)%
General materials and supplies	3,824	4,701	877	22.93%
Insurances	912	1,037	125	13.71%
Plant and motor vehicle operating	3,151	2,485	(666)	(21.14)%
Printing, stationary and external communications	855	959	104	12.16%
Program costs	1,578	1,347	(231)	(14.64)%
Staff training and equipment	1,086	1,305	219	20.17%
Sundry expenses	397	356	(41)	(10.33)%
Waste disposal general	7,700	6,138	(1,562)	(20.29)%
Other	2,059	2,056	(3)	(0.15)%
<b>Total materials and services</b>	<b>42,817</b>	<b>39,865</b>	<b>(2,952)</b>	<b>(6.89)%</b>

Materials and services are projected to decrease by \$2.95 million or 6.89% from forecast 2017/2018 to budget 2018/2019.

- Contractor costs are projected to decrease by \$1.76 million, this is primarily due to a \$0.93 million reduction in agency labour hire as we expect more positions to be filled by Council staff (this is offset by employee costs increase in 4.1.10). There is also an overall reduction in contract costs across Council from 2017/2018 forecast.
- The 2018/2019 budget will reclassify some expenditure from contractor costs to general materials and supplies, this is equivalent to a \$0.56 million decrease and increase respectively in these categories.
- Plant and motor vehicle operating is expected to decrease by \$0.67 million due to a change in accounting treatment in 2018/2019 budget. Until 2017/2018 forecast plant operating costs have been recognised net of any employee benefits for mechanics and employee vehicle contributions. The decrease in this classification is offset in 2018/2019 budget by an increase in other income (4.1.9) and employee costs (4.1.10)
- Waste disposal charges are projected to decrease by \$1.56 million, which has a corresponding reduction in user fees income. Transfer station tipping costs are expected to decrease by \$0.92 million in regards to a reduction in debtor customer demand. A further decrease of \$1.55 million is attributable to a change to accounting treatment for recognition of internal charges for waste disposal, this is offset by an equivalent reduction in user fees. Finally, China's decision to restrict the import of recyclable materials has resulted in an extra cost to Council of \$ 0.78 million to dispose the recyclables collected.

#### 4.1.12 Utility Expenses

	Forecast		Change	
	Actual	Budget	\$'000	%
	2017/18	2018/19		
	\$'000	\$'000		
Gas and electricity	2,618	2,431	(187)	(7.14)%
Telephone	330	315	(15)	(4.55)%
Water	1,283	1,278	(5)	(0.39)%
Public street lighting	503	521	18	3.58%
<b>Total other expenses</b>	<b>4,734</b>	<b>4,545</b>	<b>(189)</b>	<b>(3.99)%</b>

Utility expenses are projected to decrease by \$0.19 million or 3.99% due to charges for actual 2016/2017 community lighting electricity being invoiced in forecast 2017/2018 resulting in larger than expected expenditure. Expenditure for budget 2018/2019 is expected to return to trend.

#### 4.1.13 Depreciation and Amortisation

	Forecast		Change	
	Actual	Budget	\$'000	%
	2017/18	2018/19		
	\$'000	\$'000		
<b>Depreciation</b>				
Infrastructure	10,964	11,333	369	3.37%
Property	3,585	3,735	150	4.18%
Plant & equipment	5,636	5,446	(190)	(3.37)%
<b>Total depreciation</b>	<b>20,185</b>	<b>20,514</b>	<b>329</b>	<b>1.63%</b>
<b>Amortisation</b>				
Leasehold improvements	54	54	-	-
Software	224	254	30	13.39%
<b>Total amortisation</b>	<b>278</b>	<b>308</b>	<b>30</b>	<b>10.79%</b>
<b>Total depreciation and amortisation</b>	<b>20,463</b>	<b>20,822</b>	<b>359</b>	<b>1.75%</b>

Depreciation and amortisation is an accounting measure which attempts to allocate the value of an asset over its useful life for Council's property, plant and equipment including infrastructure assets such as roads and drains. The increase of \$0.36 million for the budget 2018/2019 financial year is due mainly to the completion of the budget 2018/2019 capital works program and the full year effect of depreciation on the actual 2016/2017 capital works programs.

#### 4.1.14 Interest-bearing Liabilities

	Forecast		Change	
	Actual	Budget	\$'000	%
	2017/18	2018/19		
	\$'000	\$'000		
Interest on borrowings	2,991	2,636	(355)	(11.87)%
<b>Total other expenses</b>	<b>2,991</b>	<b>2,636</b>	<b>(355)</b>	<b>(11.87)%</b>

Borrowing costs relate to interest charged by financial institutions on borrowed funds. The planned reduction in borrowing costs relates to the repayment of principal balance on our existing loans. In forecast 2017/2018 Council made an additional debt redemption repayment further reducing our borrowing costs.

#### 4.1.15 Contribution Expense

	Forecast	Budget	Change	
	Actual	2018/19	\$'000	%
	2017/18	2018/19	\$'000	%
Shopping Centres	1,153	1,167	14	1.23%
YMCA	100	100	-	-
Yarra Plenty Regional Library	4,526	4,617	91	2.00%
Other	3,027	3,018	(9)	(0.29%)
<b>Total other expenses</b>	<b>8,806</b>	<b>8,902</b>	<b>96</b>	<b>7.92%</b>

Contribution expense is projected to increase by \$0.10 million compared to forecast 2017/2018. This is mainly due to the estimated CPI increase of Yarra Plenty Regional Library contribution.

#### 4.1.16 Other Expenses

	Forecast	Budget	Change	
	Actual	2018/19	\$'000	%
	2017/18	2018/19	\$'000	%
Bad and doubtful debts	385	414	29	7.53%
Operating lease rental	496	496	-	-
Lease costs and compensation	143	64	(79)	(55.24)%
Councillor allowances	311	323	12	3.86%
Fire Services Property Levy on Council properties	179	183	4	2.23%
Other	869	799	(70)	(8.06)%
<b>Total other expenses</b>	<b>2,383</b>	<b>2,279</b>	<b>(104)</b>	<b>(4.36)%</b>

Other expenses are projected to decrease by \$0.10 million or 4.36% from forecast 2017/2018 to budget 2018/2019. Forecast 2017/2018 saw the implementation of new commercial leases and changes to the Cultural & Recreational Lands process, the associated costs are ad-hoc in nature and not expected in budget 2018/2019.

#### 4.1.17 Net Assets Revaluation Increment

	Forecast	Budget	Change	
	Actual	2018/19	\$'000	%
	2017/18	2018/19	\$'000	%
Roads and streets	6,000	4,000	(2,000)	(33.33)%
Drainage	3,000	2,000	(1,000)	(33.33)%
Freehold land	24,000	30,000	6,000	25.00%
Freehold buildings	2,000	3,000	1,000	50.00%
<b>Total net assets revaluation increment</b>	<b>35,000</b>	<b>39,000</b>	<b>4,000</b>	<b>11.43%</b>

Due to a change in legislation, property valuations will now be taken over by the Valuer General's Office and will be undertaken every year as opposed to every second year. The property valuation increment is projected to be consistent between the forecast 2017/2018 and budget 2018/2019 financial year. The negative movement of infrastructure valuation increment reflects that the valuation process will be conducted on yearly basis instead of bi-yearly basis from forecast 2017/2018 financial year.

## 4.2 Balance Sheet Comparison

For the two years ending 30 June 2019

		Forecast Actual 2017/18 \$'000	Budget 2018/19 \$'000	Change	
	NOTES			\$'000	%
<b>Assets</b>					
<b>Current assets</b>					
Cash and cash equivalents		21,753	18,006	(3,747)	(17.23)%
Trade and other receivables		10,079	10,036	(43)	(0.43)%
Other financial assets		87,015	72,391	(14,624)	(16.81)%
Inventories		36	36	-	-
Other assets		1,128	1,128	-	-
<b>Total current assets</b>	4.2.1	<b>120,011</b>	<b>101,597</b>	<b>(18,414)</b>	<b>(15.34)%</b>
<b>Non-current assets</b>					
Trade and other receivables		356	356	-	-
Investments in associates, joint arrangement and subsidiaries		3,412	3,412	-	-
Property, infrastructure, plant & equipment		1,515,315	1,575,367	60,052	3.96%
Intangible assets		1,685	1,931	246	14.60%
<b>Total non-current assets</b>	4.2.2	<b>1,520,768</b>	<b>1,581,066</b>	<b>60,298</b>	<b>3.96%</b>
<b>Total assets</b>		<b>1,640,779</b>	<b>1,682,663</b>	<b>41,884</b>	<b>2.55%</b>
<b>Liabilities</b>					
<b>Current liabilities</b>					
Trade and other payables		15,307	14,894	(413)	(2.70)%
Trust funds and deposits		1,428	1,428	-	-
Provisions		14,769	15,219	450	3.05%
Interest-bearing liabilities	4.2.5	2,360	2,233	(127)	(5.38)%
<b>Total current liabilities</b>	4.2.3	<b>33,864</b>	<b>33,774</b>	<b>(90)</b>	<b>(0.27)%</b>
<b>Non-current liabilities</b>					
Provisions		553	553	-	-
Trust funds and deposits		472	472	-	-
Interest-bearing liabilities	4.2.5	34,972	32,739	(2,233)	(6.39)%
<b>Total non-current liabilities</b>	4.2.4	<b>35,997</b>	<b>33,764</b>	<b>(2,233)</b>	<b>(6.20)%</b>
<b>Total liabilities</b>		<b>69,861</b>	<b>67,538</b>	<b>(2,323)</b>	<b>(3.33)%</b>
<b>Net assets</b>		<b>1,570,918</b>	<b>1,615,125</b>	<b>44,207</b>	<b>2.81%</b>
<b>Equity</b>					
Accumulated surplus		447,324	469,230	21,906	4.90%
Reserves	4.3.1	1,123,594	1,145,895	22,301	1.98%
<b>Total equity</b>	4.3.2	<b>1,570,918</b>	<b>1,615,125</b>	<b>44,207</b>	<b>2.81%</b>



#### **4.2.1 Total Current Assets**

Current assets includes all assets that can reasonably expect to be converted into cash within one year, including cash and cash equivalents, trade receivables, investments, assets held for sale among others. Total cash and other financial assets (investments longer than three months) is forecast to decrease by \$18.37 million to \$90.40 million as a result of funding a large portion of the capital works program from cash reserves. Council plans to invest \$47.19 million in capital works projects representing an increment of 48.83% from 2017/2018 forecast. The significant project being the major facility development of Ivanhoe library and cultural hub.

#### **4.2.2 Total Non-Current Assets**

Non-current assets includes trade and other receivables, investment in associates and joint ventures, property, infrastructure, plant and equipment, and intangible assets. The \$60.30 million increase in this balance is mainly attribute to the net result of the capital works programs (\$47.19 million of total capital works) and the net asset revaluation reserve increase (\$39.00 million), less the depreciation of assets (\$20.82 million) and \$5.07 million of the written down value of motor vehicles and properties sold that were held as a non-current asset.

#### **4.2.3 Total Current Liabilities**

Trade and other payable are those to whom Council owes money as at 30 June. Even though Consumer Price Index (CPI) increased on goods and services by 1.90% through the year to December quarter 2017 (ABS release 31 January 2018) and State-wide CPI is forecast to be 2.25% for the 2018/2019 year (Victorian State Government Budget Paper 2017/2018), the amounts owing are expected to decrease by \$0.41 million or 2.70%. This is due to Council budgeting to reduce the expenditure of materials, contracts and services in budget 2018/2019.

Provision include accrued long service leave, annual leave and annual leave loading owed to employees. These employee entitlements are expected to increase by \$0.45 million due to a combination of increasing pay rates in line with the enterprise agreement (2.1% increase for budget 2018/2019 which commenced on 1 July 2018) and an expected increase in leave entitlements that staff have not yet taken.

#### **4.2.4 Total Non-Current Liabilities**

Non-current provisions and trust funds and deposits are not expected to vary during the year.

Repayment are expected to be paid in line with the repayment schedule.

## 4.2.5 Borrowings

The table below shows information on borrowings specifically required by the Regulations.

	Forecast Actual 2017/18 \$	Budget 2018/19 \$
Amount borrowed as at 30 June of the prior year	52,542,842	37,331,724
Amount proposed to be borrowed	-	-
Amount projected to be redeemed	(15,211,118)	(2,359,919)
Amount of borrowings as at 30 June	<b>37,331,724</b>	<b>34,971,804</b>

Council has not budgeted any new borrowings during the next four years. One loan was fully paid out during forecast 2017/2018 and it is projected that \$2.36 million will be redeemed during budget 2018/2019. During budget 2018/2019 a further loan is expected to be completed and paid off in line with the repayment schedule.

## 4.3 Statement of Changes in Equity

### 4.3.1 Reserves

Council maintains reserves of separately identified funds to meet specific purposes in the future and to which there is no existing liability. These amounts are transferred to and from the accumulated surplus. Two of these reserves are statutory reserves, meaning that the funds must remain available for a specific purpose (Public Open Space and Off-Street Car Parking). The remaining reserves are discretionary and while not restricted, Council has made decisions regarding the future use of these funds and unless there is a Council resolution, these funds should be used for those earmarked purposes

During budget 2018/2019 \$17.58 million is expected to be transferred to reserve for future purposes including expenditure on plant and equipment, public open space and asset renewal reserves.

It is also anticipated to transfer \$34.28 million from the reserves to fund parts of the capital works program and financing activities.

### 4.3.2 Equity

Total equity always equals net assets and is made up of the following components:

- Asset revaluation reserves which represents the difference between the previously recorded value of the assets and their current valuations.
- Other reserves that are funds that Council wishes to separately identify as being set aside to meet a specific purpose in the future. These reserves are transferred to/from the accumulated surplus.
- Accumulated surplus which is the value of all net assets less reserves that have accumulated over time.

Total equity is projected to increase by \$44.21 million as a result of a \$5.21 million profit and \$39.00 million net revaluation reserve increment.

#### 4.4 Statement of Cash Flows Comparison

For the four years ending 30 June 2022

	Notes	Forecast	Budget	Change	
		Actual 2017/18 \$'000	2018/19 \$'000	\$'000	%
		Inflows (Outflows)	Inflows (Outflows)		
<b>Cash flows from operating activities</b>					
<b>Receipts:</b>					
Rates and charges		97,764	100,118	2,354	2.41%
Grants - operating		10,642	11,115	473	4.44%
Grants - capital		3,572	2,006	(1,566)	(43.84)%
Statutory fees and fines		9,375	9,844	469	5.00%
User fees and charges		21,797	18,855	(2,942)	(13.50)%
Contributions - monetary		4,489	3,734	(755)	(16.82)%
Interest received		3,929	2,635	(1,294)	(32.93)%
Rental income		1,992	2,512	520	26.10%
Other receipts		289	508	219	75.78%
<b>Payments:</b>					
Employee costs		(61,955)	(66,322)	(4,367)	(7.05)%
Materials and services		(41,312)	(40,482)	830	2.01%
Utility charges		(4,734)	(4,545)	189	3.99%
Other payments		(11,568)	(11,588)	(20)	(0.17)%
<b>Net cash provided by operating activities</b>	4.4.1	<b>34,280</b>	<b>28,390</b>	<b>(5,890)</b>	<b>(17.18)%</b>
<b>Cash flows from investing activities</b>					
Payments for property, infrastructure, plant and equipment		(31,204)	(46,686)	(15,481)	(49.61)%
Payments for intangible assets		(500)	(500)	-	-
Proceeds from sale of property, infrastructure, plant and equipment		1,713	5,421	3,707	216.28%
Net (purchases)/redemption of financial assets		16,605	14,624	(1,981)	(11.93)%
<b>Net cash used in investing activities</b>	4.4.2	<b>(13,386)</b>	<b>(27,141)</b>	<b>(13,755)</b>	<b>(102.76)%</b>
<b>Cash flows from financing activities</b>					
Borrowing costs - interest		(3,003)	(2,636)	367	12.22%
Repayment of borrowings		(15,211)	(2,360)	12,851	84.48%
<b>Net cash used in financing activities</b>	4.4.3	<b>(18,214)</b>	<b>(4,996)</b>	<b>13,218</b>	<b>72.57%</b>
<b>Net increase/(decrease) in cash &amp; cash equivalents</b>		<b>2,680</b>	<b>(3,657)</b>	<b>(6,337)</b>	<b>(236.46)%</b>
Cash and cash equivalents at the beginning of the financial year		19,073	21,753	2,680	14.05%
<b>Cash and cash equivalents at the end of the financial year</b>		<b>21,753</b>	<b>18,006</b>	<b>(3,747)</b>	<b>(17.23)%</b>

## **4. Notes to the Financial Statements**

### **4.4.1 Net Cash Flows Provided by Operating Activities**

The net cash flow from operating activities shows a decrease of \$5.89 million when compared to 2017/2018 forecast. The lower net cash inflow is due to lower anticipated revenues from Grants Capital, User Fees, Contributions, interest received, and higher operating expenses. The decrease is partially offset by an increase in Rates and Charges, Grants Operating, Statutory Fees, and Rent Income. Refer to the section "4. Notes to the financial statements" from notes 4.1.1 to 4.1.16 for detailed analysis.

### **4.4.2 Net Cash Flows Used in Investing Activities**

The net cash flow decrease from investing activities of \$13.76 million is the result of an increment in capital works expenditure (refer to section 4.5.1), expected proceeds from asset sales, and a reduction in term deposit investments to maintain a stable cash and equivalent balance.

### **4.4.3 Net Cash Flows Used in Financing Activities**

In October 2017, Council fully repaid an outstanding loan at maturity (\$ 12.75m). This repayment reduced future principal repayments and borrowing costs. For budget 2018/2019 the total principal repayment is \$2.36 million and borrowing costs (interest) is \$2.64 million.

## 5. Capital Works Program

This section presents a listing of the capital works projects that will be undertaken for the budget 2018/2019 year, classified by expenditure type and funding source. Works are also disclosed as current budget or carried forward from prior year.

### 5.1 Capital Works Program Comparison

	Forecast Actual 2017/18 \$'000	Budget 2018/19 \$'000	Change \$'000	%
Infrastructure	13,720	15,372	1,652	12.04%
Property	10,627	22,191	11,564	108.82%
Plant and equipment	6,707	8,968	2,261	33.71%
Other assets	150	155	5	3.33%
Intangible assets	500	500	-	-
<b>Total</b>	<b>31,704</b>	<b>47,186</b>	<b>15,482</b>	<b>48.83%</b>

In the budget 2018/2019 financial year, Council plans to invest \$47.19million to capital works projects which include \$45.13million of capital projects and \$2.06 million of projects carried from the forecast 2017/2018 financial year. The funding is increased by 48.83% from the 2017/2018's forecast to deliver an array of capital projects that will take shape across the City.

#### Infrastructure Assets (\$15.37 million)

Infrastructure includes road, bridges, footpaths, kerb and channel, drainage, parks and gardens, open space and streetscapes, off street car parks and other structures. Council will manage \$15.37 million to renew and improve the infrastructure assets across the City.

For the budget 2018/2019 year, \$7.16 million will be expended on road projects. The more significant projects include footpath replacement \$1.49 million, Local Road Rehabilitation \$2.09 million, Streetscape renewal projects \$0.98 million, and \$0.88 million will be expended on car parks. \$1.09 million will be expended on nine drainage projects.

\$6.56 million will be expended on parks and garden. \$1.11 million is planned to be invested on park pathways and pedestrian bridges including \$0.30 million to renew Darebin creek trail and Olympic park pedestrian bridge construction \$0.45 million (50% of total cost), \$0.87 million on park lighting including \$0.30 million on sporting field lighting in Ivanhoe park, drainage and irrigation system in parks (\$0.30 million), \$0.67 million on practice nets / cages and synthetic sports pitches including \$0.5 million to replace Willinda park athletics track. Council will also spend \$0.57 million on replacing and upgrade of nine playgrounds.

### **Property (\$22.19 million)**

The property class comprises land, buildings and building improvements including community facilities, municipal offices, sports facilities and pavilions. In the budget 2018/2019 year, with a 100% increase, Council will expend \$21.19 million on building and building improvement projects.

The more significant projects include major facility development such as \$13.75 million investment to Ivanhoe library and cultural hub and a reallocation of the State government grant to replace the proposed Sherbourne road early learning hub by \$1.6 million expansion of Greensborough Preschool (Ester Street) and \$0.4 million on various improvement works at seven preschools in the Banyule local area. Also Council's pavilion redevelopment includes Banyule flat reserve \$0.90 million, Petrie park pavilion female change rooms \$0.25 million, and AK lines female friendly change rooms \$0.15 million. \$0.93 million will be expended to refurbish various Council's buildings, and associated in-house labour cost is estimated to be \$0.79 million.

Council will invest \$1.00 million to improve the value of the land owned by Council.

### **Plant and Equipment (\$8.97 million)**

Plant and equipment includes plant, machinery and equipment, motor vehicles, computers and telecommunications. The \$2.26 million additional funding (comparing to the 2017/2018's forecast) mainly reflects Council's strategic resource plan as to invest more in motor vehicles and heavy plant in the year of 2018/2019 budget, and carrying unspent funding from the 2017/2018's budget.

The more significant projects in this section include ongoing cyclical replacement of light and heavy vehicle fleet \$7.24million, upgrade and replacement of plant and equipment including information technology \$1.49 million, and leisure centres and community hall fittings renewal \$0.24 million.

## 5.2 Summary of Capital Works Program

	Budget 2018/19 \$'000	Asset expenditure types				Summary of Funding Sources			
		Renewal \$'000	Upgrade \$'000	Expansion \$'000	New \$'000	Revenue \$'000	Government grants \$'000	Community contribution & sale proceeds \$'000	Reserves \$'000
Infrastructure	15,372	10,677	3,552	595	548	7,743	632	265	6,732
Property	22,191	8,739	12,982	120	350	3,664	450	1,080	16,997
Plant and equipment	8,968	8,678	290	-	-	1,127	-	1,421	6,420
Other assets	155	-	-	155	-	155	-	-	-
Intangible assets	500	250	250	-	-	500	-	-	-
<b>Total</b>	<b>47,186</b>	<b>28,344</b>	<b>17,074</b>	<b>870</b>	<b>898</b>	<b>13,189</b>	<b>1,082</b>	<b>2,766</b>	<b>30,149</b>

### Asset Renewal (\$28.34 million), Upgrade (\$17.07 million), Expansion (\$0.87 million), and New Assets (\$0.90 million)

A distinction is made between expenditure on new assets, asset renewal, upgrade and expansion. Expenditure on asset renewal is expenditure on an existing asset, or on replacing an existing asset that returns the service of the asset to its original capability. Expenditure on new assets does not have any element of expansion or upgrade of existing assets but will result in an additional burden for future operation, maintenance and capital renewal.

### Revenue (\$13.19 million)

Council generates cash from its operating activities (revenue), which is used as a funding source for the capital works program. It is forecast that \$13.19 million including \$0.88 million of labour capitalisation. The significant projects funded by this year's operating revenue including Local Road Rehabilitation (\$2.09 million), footpath replacement (\$1.27 million), pavilion construction in Banyule flat reserve (\$0.90 million), Information Technology equipment and system renewal and upgrade (\$0.50 million), solar program for community buildings (\$0.35 million).

### **Government Grants - Capital (\$1.08 million)**

Capital grants include all monies received from State and Commonwealth sources for the purposes of funding the capital works program. Significant grants and contributions are budgeted to be received for Roads to Recovery projects (\$0.45 million), \$0.35 million to assist Council to refurbish Fairy Hills preschool, and \$0.10 million to support Council's sport field lighting upgrades. Delivery of the below capital projects is dependent on funding from the State and Commonwealth:

- Petrie Park female friendly change rooms
- Ivanhoe Park lighting construction
- Roads to Recovery
- Parking Works at Concord School Bundoora
- Fairy Hills preschool refurbishments
- Viewbank tennis club court replacement

In addition, the State Government funding for the proposed Sherbourne primary school site will be reassigned based on a recent announcement which is to reallocate \$1.6 million for expansion of Greensborough Preschool (Ester Street) and \$0.4 million on various improvement works at seven preschools in the Banyule local area. Further State government funding was announced to provide funding towards capital projects with the majority of funding expected to be received in 2017/18. The funding has therefore been allocated to reserves as majority is expected to be paid in 2017/2018 rather than in the year the project is being undertaken e.g. 2018/2019 and 2019/2020. The capital projects include the Ivanhoe Library Construction, Olympic Park program of projects, NETS stadium redevelopment, De Winton Park Pavilion, and Viewbank tennis club redevelopment.

### **Sale Proceeds and Community Contribution (\$2.77 million)**

Council expects to generate \$1.42 million proceeds (including carry forwards) from sale of motor vehicles to invest into Council's motor vehicles and heavy plant in accordance with Council's fleet renewal policy. \$1.00 million generated from property disposal will be used to improve the value of the land owned by Council. The contribution from community is expected to be \$0.35 million in the budget 2018/2019 financial year.

### **Reserves (\$30.15 million)**

Council has significant cash set aside for specific purposes, and to fund its annual capital works program. For budget 2018/2019, \$15.75 million from strategic property reserve will be used for Council's major facility projects (\$15.50 million) and Haig Street development traffic management plan (\$0.25 million). From the public open space reserve, \$5.09 million will be invested into Council's parks and garden, playground, and building projects. It is also forecast that \$5.82 million will be needed to invest into Council's motor vehicles and heavy plant in budget 2018/2019, and 2.38 million from asset renewal and infrastructure reserve to renew and upgrade Council's infrastructure assets. As noted earlier grant funding received in 2017/18 will be placed into Reserves to partially fund the 4 year capital program according to the individual government funded agreements.



### 5.3 Capital Works Program Budget 2018/2019 Detail Categories with Funding Source

Project Description	Budget 2018/19 \$'000	Asset Renewal \$'000	Upgrade \$'000	Expansion \$'000	New \$'000	Revenue \$'000	Govt Grant \$'000	Community Contribution/ Sale Proceed \$'000	Reserves \$'000	P
<b>ARTS COLLECTION</b>										
Public Art Strategy - Design	20	-	-	20	-	20	-	-	-	People
Arts Collection	15	-	-	15	-	15	-	-	-	People
Greensborough War Memorial Park - Sculpture project	120	-	-	120	-	120	-	-	-	People
<b>TOTAL ARTS COLLECTION</b>	<b>155</b>	<b>-</b>	<b>-</b>	<b>155</b>	<b>-</b>	<b>155</b>	<b>-</b>	<b>-</b>	<b>-</b>	
<b>PLANT AND EQUIPMENT</b>										
Ivanhoe Aquatic pool plant replacement program	30	30	-	-	-	30	-	-	-	Place
Olympic leisure centre pool plant replacement program	40	40	-	-	-	40	-	-	-	Place
Replacement of Mechanical Plant and Equipment of Buildings	50	50	-	-	-	50	-	-	-	Place
WaterMarc - Pool Concourse	500	500	-	-	-	-	-	-	500	Place
WaterMarc Pool Plant Replacement Program	142	142	-	-	-	142	-	-	-	Place
Replacement of Mechanical Plant and Equipment, WaterMarc	150	150	-	-	-	150	-	-	-	Place
Information Technology and Audio Visual Equipment Purchase	580	290	290	-	-	480	-	-	100	Performance
<b>TOTAL PLANT AND EQUIPMENT</b>	<b>1,492</b>	<b>1,202</b>	<b>290</b>	<b>-</b>	<b>-</b>	<b>892</b>	<b>-</b>	<b>-</b>	<b>600</b>	

Project Description	Budget 2018/19 \$'000	Asset Renewal \$'000	Upgrade \$'000	Expansion \$'000	New \$'000	Revenue \$'000	Govt Grant \$'000	Community Contribution/ Sale Proceed \$'000	Reserves \$'000	P
<b>FREEHOLD BUILDING</b>										
<b>Air Conditioner</b>										
Air Conditioner Replacement Program	105	105	-	-	-	-	-	-	105	Place
Macleod Pre School - Upgrade to Air Conditioning System	7	7	-	-	-	-	-	-	7	Place
<b>Total Building Air Conditioner</b>	<b>112</b>	<b>112</b>	<b>-</b>	<b>-</b>	<b>-</b>	<b>-</b>	<b>-</b>	<b>-</b>	<b>112</b>	
<b>Pavilions</b>										
Willinda Park - female friendly change rooms (Design)	50	10	40	-	-	50	-	-	-	People
AK Lines Female Friendly Change Rooms	150	75	75	-	-	70	-	80	-	People
Montmorency Football Club North Oval Pavilion Change room Amenities Construction 1	80	40	40	-	-	80	-	-	-	Place
Warringal Park Pavilion Change room Amenities Construction 2	80	40	40	-	-	80	-	-	-	Place
Glenauburn Reserve - female friendly change rooms & social room expansion (Design)	50	10	20	20	-	50	-	-	-	People
Banyule Flats Reserve - pavilion construction	900	400	500	-	-	900	-	-	-	Place
Petrie Park Pavilion - female friendly change rooms	250	100	150	-	-	150	100	-	-	People
<b>Total Pavilions</b>	<b>1,560</b>	<b>675</b>	<b>865</b>	<b>20</b>	<b>-</b>	<b>1,380</b>	<b>100</b>	<b>80</b>	<b>-</b>	

Project Description	Budget 2018/19 \$'000	Asset Renewal \$'000	Upgrade \$'000	Expansion \$'000	New \$'000	Revenue \$'000	Govt Grant \$'000	Community Contribution/ Sale Proceed \$'000	Reserves \$'000	P
<b>Flooring</b>										
Flooring Program	100	100	-	-	-	-	-	-	100	Place
<b>Total Flooring</b>	<b>100</b>	<b>100</b>	<b>-</b>	<b>-</b>	<b>-</b>	<b>-</b>	<b>-</b>	<b>-</b>	<b>100</b>	
<b>Solar Panels</b>										
Solar Program for Community Buildings	350	-	-	-	350	350	-	-	-	Planet
<b>Total Solar Panels</b>	<b>350</b>	<b>0</b>	<b>-</b>	<b>-</b>	<b>350</b>	<b>350</b>	<b>-</b>	<b>-</b>	<b>-</b>	
<b>Energy Plan</b>										
Building-Council Buildings energy efficiency (internal)	175	85	90	-	-	175	-	-	-	Planet
Design for energy efficiencies in different buildings	20	10	10	-	-	20	-	-	-	Planet
<b>Total Energy Plan</b>	<b>195</b>	<b>95</b>	<b>100</b>	<b>-</b>	<b>-</b>	<b>195</b>	<b>-</b>	<b>-</b>	<b>-</b>	
<b>Roof</b>										
Roofing Program	190	190	-	-	-	-	-	-	190	Place
<b>Total Roof</b>	<b>190</b>	<b>190</b>	<b>-</b>	<b>-</b>	<b>-</b>	<b>-</b>	<b>-</b>	<b>-</b>	<b>190</b>	
<b>Electrical Works</b>										
Electrical Works Program	120	120	-	-	-	120	-	-	-	Place
<b>Total Electrical Works</b>	<b>120</b>	<b>120</b>	<b>-</b>	<b>-</b>	<b>-</b>	<b>120</b>	<b>-</b>	<b>-</b>	<b>-</b>	

Project Description	Budget 2018/19 \$'000	Asset Renewal \$'000	Upgrade \$'000	Expansion \$'000	New \$'000	Revenue \$'000	Govt Grant \$'000	Community Contribution/ Sale Proceed \$'000	Reserves \$'000	P
<b>Furniture and Furnishings</b>										
Centre Ivanhoe Refurbishment	100	100	-	-	-	-	-	-	100	Place
<b>Total Furniture and Furnishings</b>	<b>100</b>	<b>100</b>	-	-	-	-	-	-	<b>100</b>	
<b>Fit Out and Refurbishments</b>										
Fit Out and Refurbishment Program	150	150	-	-	-	150	-	-	-	Place
Fairy Hills Preschool Refurbishment	550	275	275	-	-	-	350	-	200	Place
Watsonia North Preschool Upgrade	45	20	25	-	-	45	-	-	-	Place
Operations Depot - Replace Rear Workshop Floor	125	125	-	-	-	125	-	-	-	Place
Parks Depot admin and staff facility improvements	60	30	30	-	-	60	-	-	-	Place
<b>Total Fit Out and Refurbishments</b>	<b>930</b>	<b>600</b>	<b>330</b>	-	-	<b>380</b>	<b>350</b>	-	<b>200</b>	
<b>Access</b>										
Community Facilities Accessibility Improvements	120	60	60	-	-	120	-	-	-	People
<b>Total Access</b>	<b>120</b>	<b>60</b>	<b>60</b>	-	-	<b>120</b>	-	-	-	
<b>Painting</b>										
Painting Program	49	49	-	-	-	49	-	-	-	Place
<b>Total Painting</b>	<b>49</b>	<b>49</b>	-	-	-	<b>49</b>	-	-	-	
<b>Public Toilet</b>										
Refurbish Public Toilets in Accordance with Toilet Strategy	200	100	100	-	-	-	-	-	200	Place
Banyule Football Club Toilet Facilities & Change Room Amenities - Construction	130	65	65	-	-	130	-	-	-	Place
<b>Total Public Toilet</b>	<b>330</b>	<b>165</b>	<b>165</b>	-	-	<b>130</b>	-	-	<b>200</b>	

Project Description	Budget 2018/19 \$'000	Asset Renewal \$'000	Upgrade \$'000	Expansion \$'000	New \$'000	Revenue \$'000	Govt Grant \$'000	Community Contribution/ Sale Proceed \$'000	Reserves \$'000	P
<b>Major Facilities</b>										
Ivanhoe Library and Cultural Hub	13,750	4,813	8,937	-	-	-	-	-	13,750	Place
Greensborough Preschool expansion and various preschool improvement works	1,750	650	1,000	100	-	-	-	-	1,750	Place
NETS stadium redevelopment/additional courts - Feasibility study	80	80	-	-	-	-	-	-	80	Place
<b>Total Major Facilities</b>	<b>15,580</b>	<b>5,483</b>	<b>9,937</b>	<b>100</b>	<b>-</b>	<b>-</b>	<b>-</b>	<b>-</b>	<b>15,580</b>	
<b>Plumbing</b>										
Plumbing Program	80	80	-	-	-	-	-	-	80	Place
<b>Total Plumbing</b>	<b>80</b>	<b>80</b>	<b>-</b>	<b>-</b>	<b>-</b>	<b>-</b>	<b>-</b>	<b>-</b>	<b>80</b>	
<b>Labour Capitalisation</b>										
Labour cost associated to building capital works projects	315	315	-	-	-	315	-	-	-	-
Labour Capitalisation - Construction Management of capital works	475	475	-	-	-	475	-	-	-	-
<b>Total Building Labour Capitalisation</b>	<b>790</b>	<b>790</b>	<b>-</b>	<b>-</b>	<b>-</b>	<b>790</b>	<b>-</b>	<b>-</b>	<b>-</b>	
<b>TOTAL FREEHOLD BUILDING</b>	<b>20,606</b>	<b>8,619</b>	<b>11,517</b>	<b>120</b>	<b>350</b>	<b>3,514</b>	<b>450</b>	<b>80</b>	<b>16,562</b>	
<b>FURNITURE AND FITTINGS</b>										
Leisure Centres Equipment, Fixtures and fittings renewal	205	205	-	-	-	205	-	-	-	Place
Community Halls - Replacement of Furniture	30	30	-	-	-	30	-	-	-	People
<b>TOTAL FURNITURE AND FITTINGS</b>	<b>235</b>	<b>235</b>	<b>-</b>	<b>-</b>	<b>-</b>	<b>235</b>	<b>-</b>	<b>-</b>	<b>-</b>	
<b>DRAINAGE</b>										
Drainage Acceleration Program - Feasibility/Design	300	90	210	-	-	300	-	-	-	Planet
Minor Drainage Works. Minor pipe augmentations and associated pit	100	30	70	-	-	-	-	-	100	Planet

Project Description	Budget 2018/19 \$'000	Asset Renewal \$'000	Upgrade \$'000	Expansion \$'000	New \$'000	Revenue \$'000	Govt Grant \$'000	Community Contribution/ Sale Proceed \$'000	Reserves \$'000	P
improvements to address localised drainage issues										
Drainage Hot Spots. Pit replacements and modifications to improve stormwater capture.	42	42	-	-	-	-	-	-	42	Planet
McCarthy Grove Montmorency replace three pits	8	8	-	-	-	-	-	-	8	Planet
Drainage Rehabilitation Construction level crossing removal authority (LXRA Manton Street Reserve, Heidelberg drainage contribution)	100	100	-	-	-	-	-	-	100	Planet
Drainage Rehabilitation Design	100	100	-	-	-	-	-	-	100	Planet
Lower Plenty drain catchment - Main Road Construction Stage 1	280	140	140	-	-	280	-	-	-	Planet
Brixton Avenue, Eltham North - duplicate pipe through easement - construction stage 2	80	40	40	-	-	80	-	-	-	Planet
Elmo Road Catchment - Detailed Design	40	10	30	-	-	40	-	-	-	Planet
Stormwater Management Catchment Program - Mitigation works (Design)	40	10	30	-	-	40	-	-	-	Planet
<b>TOTAL DRAINAGE</b>	<b>1,090</b>	<b>570</b>	<b>520</b>	<b>-</b>	<b>-</b>	<b>740</b>	<b>-</b>	<b>-</b>	<b>350</b>	
<b>PARKS AND GARDENS</b>										
<b>Bridge</b>										
Olympic park pedestrian bridge construction - Half Cost	450	450	-	-	-	-	-	-	450	Place
<b>Total Parks Bridge</b>	<b>450</b>	<b>450</b>	<b>-</b>	<b>-</b>	<b>-</b>	<b>-</b>	<b>-</b>	<b>-</b>	<b>450</b>	
<b>Irrigation and Drainage</b>										
Technology Renewals - Controller Upgrades (in line pumps)	20	5	15	-	-	20	-	-	-	Planet
De Winton Park - Irrigation and Drainage	300	300	-	-	-	-	-	-	300	Planet

<b>Project Description</b>	<b>Budget 2018/19 \$'000</b>	<b>Asset Renewal \$'000</b>	<b>Upgrade \$'000</b>	<b>Expansion \$'000</b>	<b>New \$'000</b>	<b>Revenue \$'000</b>	<b>Govt Grant \$'000</b>	<b>Community Contribution/ Sale Proceed \$'000</b>	<b>Reserves \$'000</b>	<b>P</b>
Gabonia Avenue Reserve - Irrigation and Drainage Design	10	10	-	-	-	-	-	-	10	Planet
<b>Total Irrigation and Drainage</b>	<b>330</b>	<b>315</b>	<b>15</b>	<b>-</b>	<b>-</b>	<b>20</b>	<b>-</b>	<b>-</b>	<b>310</b>	
<b>Drainage Improvement Design and Construction</b>										
Gresswell Nature Conservation (NCR) reserve gross pollutant trap (GPT)/ water sensitive urban design (WSUD) - Detailed Design	25	6	19	-	-	25	-	-	-	Planet
<b>Total Drainage Improvement Design and Construction</b>	<b>25</b>	<b>6</b>	<b>19</b>	<b>-</b>	<b>-</b>	<b>25</b>	<b>-</b>	<b>-</b>	<b>-</b>	
<b>Synthetic Sports Pitches</b>										
All Seasons Cricket Pitch Replacement	100	100	-	-	-	-	-	50	50	Place
Bundoora Tennis Club Program of Works	50	25	25	-	-	50	-	-	-	Place
Karringal Drive tennis club - resurface of courts design	25	13	13	-	-	25	-	-	-	Place
Viewbank Tennis Club - Redevelopment of Two Tennis Courts (7 & 8)	160	80	80	-	-	-	10	20	130	Place
Ivanhoe Tennis Club - Upgrade of Tennis Courts at John Street, Ivanhoe	165	165	-	-	-	50	-	115	-	Place
Willinda Park Athletics Track Replacement Construction	400	400	-	-	-	-	-	-	400	Place
<b>Total Synthetic Sports Pitches</b>	<b>900</b>	<b>782</b>	<b>118</b>	<b>-</b>	<b>-</b>	<b>125</b>	<b>10</b>	<b>185</b>	<b>580</b>	
<b>Practice Nets/Cage</b>										
Cricket Net Replacement - Whatmough Park	50	50	-	-	-	50	-	-	-	Place
<b>Total Practice Nets/Cage</b>	<b>50</b>	<b>50</b>	<b>-</b>	<b>-</b>	<b>-</b>	<b>50</b>	<b>-</b>	<b>-</b>	<b>-</b>	
<b>Park Furniture</b>										
Parks Furniture replacement	30	30	-	-	-	-	-	-	30	Place

Project Description	Budget 2018/19 \$'000	Asset Renewal \$'000	Upgrade \$'000	Expansion \$'000	New \$'000	Revenue \$'000	Govt Grant \$'000	Community Contribution/ Sale Proceed \$'000	Reserves \$'000	P
Barbeque Replacement Program	25	25	-	-	-	-	-	-	25	Planet
Drinking fountains	40	40	-	-	-	-	-	-	40	Planet
Corporate signage for parks	30	30	-	-	-	-	-	-	30	Place
<b>Total Park Furniture</b>	<b>125</b>	<b>125</b>	-	-	-	-	-	-	<b>125</b>	
<b>Park Fencing</b>										
Park Fencing Replacement Program	60	60	-	-	-	-	-	-	60	People
Yulong Reserve fence	48	-	-	-	48	-	-	-	48	People
<b>Total Park Fencing</b>	<b>108</b>	<b>60</b>	-	-	<b>48</b>	-	-	-	<b>108</b>	
<b>Retaining Wall</b>										
Renewal of retaining walls - open space	50	50	-	-	-	-	-	-	50	People
<b>Total Park Retaining Wall</b>	<b>50</b>	<b>50</b>	-	-	-	-	-	-	<b>50</b>	
<b>Park Pathways</b>										
Reserves and Bushland - Renewal of Trails and Pathways	50	50	-	-	-	-	-	-	50	Planet
Plenty River Shared Trail feeder path culture heritage management plan (CHMP)	35	35	-	-	-	-	-	-	35	Place
Plenty River Feeder Trail From Allima Avenue, Yallambie - Design/culture heritage management plan (CHMP)/Feasibility	25	-	-	25	-	-	-	-	25	Place
Renewal of Shared Path Trail Feeder Paths	50	50	-	-	-	-	-	-	50	Place
East West power easement shared path	150	-	-	75	75	-	-	-	150	Place
Design shared trail - Banyule Trail (Banksia Street to McCarthur Road)	50	-	50	-	-	-	-	-	50	Place
Darebin Creek Trail Renewal	300	200	100	-	-	-	-	-	300	Place
<b>Total Park Pathways</b>	<b>660</b>	<b>335</b>	<b>150</b>	<b>100</b>	<b>75</b>	-	-	-	<b>660</b>	



Project Description	Budget 2018/19 \$'000	Asset Renewal \$'000	Upgrade \$'000	Expansion \$'000	New \$'000	Revenue \$'000	Govt Grant \$'000	Community Contribution/ Sale Proceed \$'000	Reserves \$'000	P
<b>Park Lighting</b>										
Public lighting pole replacement and change to new technology and/or solar powered lighting in council sports fields identified by condition reports.	50	50	-	-	-	-	-	-	50	Planet
Sportsfield Lighting - Greensborough War Memorial Park	250	125	125	-	-	-	-	-	250	Performance
Ivanhoe Park Lighting - Construction	300	150	150	-	-	-	100	-	200	Performance
Greensborough Tennis Club - lights at Whatmough park courts - Construction	70	35	35	-	-	70	-	-	-	Performance
Seddon Reserve Sports Field Lighting - West Ivanhoe Sporting Club Design	20	10	10	-	-	-	-	-	20	Performance
Aminya Reserve - Lighting Upgrade at Car Park Design	10	5	5	-	-	-	-	-	10	Performance
General Car park security lighting at Lower Plenty and Montmorency Park Ovals on Para Road - Design	20	-	20	-	-	-	-	-	20	Performance
Yulong reserve - Bundoora bowling club lights - Feasibility study	20	10	10	-	-	-	-	-	20	Performance
Elder Street Reserve Lighting - Design	100	50	50	-	-	-	-	-	100	Performance
Heidelberg Park Lighting - Design	50	25	25	-	-	-	-	-	50	Performance
<b>Total Park Lighting</b>	<b>890</b>	<b>460</b>	<b>430</b>	<b>-</b>	<b>-</b>	<b>70</b>	<b>100</b>	<b>-</b>	<b>720</b>	
<b>Parks Other</b>										
Park Refresh project 5 sites	100	100	-	-	-	-	-	-	100	People
Kalparrin Gardens Park Master Plan Implementation	300	50	50	-	200	-	-	-	300	People
Possum Hollow Park Upgrade - Shelter outside the café	25	5	20	-	-	-	-	-	25	People

Project Description	Budget 2018/19 \$'000	Asset Renewal \$'000	Upgrade \$'000	Expansion \$'000	New \$'000	Revenue \$'000	Govt Grant \$'000	Community Contribution/ Sale Proceed \$'000	Reserves \$'000	P
Malahang reserve Improvement Plan - Water Sensitive Urban Design Car Park (WSUD) - Design	25	25	-	-	-	-	-	-	25	Place
De Winton Reserve - Relocate Playground and Cricket Nets, Construct new entrance to car park - Feasibility/Design	50	30	20	-	-	-	-	-	50	Place
Macleod Park improvement plan implementation	50	30	20	-	-	-	-	-	50	Place
Ramu Reserve - Access paths and teenage playground	100	50	50	-	-	-	-	-	100	Place
Construct Storage Shed at AK Lines Reserve	20	-	-	-	20	-	-	-	20	Place
5 a side pop up pilot/trial facility (behind Shop 48)	100	50	50	-	-	50	-	50	-	Place
Ford Park - Master Plan Implementation	500	250	250	-	-	-	-	-	500	Place
Burgundy and Powlett Reserves Masterplan (Detailed design)	80	40	40	-	-	-	-	-	80	Place
Johnsons Reserve Shelter over picnic area & Playground/Nature Play	100	50	50	-	-	-	-	-	100	Place
Olympic Park Program of Projects	500	250	250	-	-	500	-	-	-	Place
<b>Total Parks Other</b>	<b>1,950</b>	<b>930</b>	<b>800</b>	<b>-</b>	<b>220</b>	<b>550</b>	<b>-</b>	<b>50</b>	<b>1,350</b>	
<b>Labour Capitalisation</b>										
Labour cost associated to parks capital works projects	135	135	-	-	-	135	-	-	-	-
Labour Capitalisation - Construction Management of capital works	200	200	-	-	-	200	-	-	-	-
<b>Total Parks Labour Capitalisation</b>	<b>335</b>	<b>335</b>	<b>-</b>	<b>-</b>	<b>-</b>	<b>335</b>	<b>-</b>	<b>-</b>	<b>-</b>	
<b>TOTAL PARKS AND GARDENS</b>	<b>5,873</b>	<b>3,899</b>	<b>1,531</b>	<b>100</b>	<b>343</b>	<b>1,175</b>	<b>110</b>	<b>235</b>	<b>4,353</b>	
<b>PLAYGROUNDS</b>										
Harbourne Street Reserve	60	60	-	-	-	-	-	-	60	People

Project Description	Budget 2018/19 \$'000	Asset Renewal \$'000	Upgrade \$'000	Expansion \$'000	New \$'000	Revenue \$'000	Govt Grant \$'000	Community Contribution/ Sale Proceed \$'000	Reserves \$'000	P
Bryant Reserve	60	60	-	-	-	-	-	-	60	People
Milne Place Reserve	75	75	-	-	-	-	-	-	75	People
Poulter Reserve	70	70	-	-	-	-	-	-	70	People
Central Park	45	45	-	-	-	-	-	-	45	People
Fernside Play Park	60	60	-	-	-	-	-	-	60	People
Possum Hollow playground improvement	80	30	50	-	-	-	-	-	80	People
Macleod Park additional play and gym (in front of shops)	65	-	-	65	-	-	-	-	65	People
Outdoor Gym Equipment for Anthony Beale Reserve	50	-	-	50	-	-	-	-	50	People
<b>TOTAL PLAYGROUNDS</b>	<b>565</b>	<b>400</b>	<b>50</b>	<b>115</b>	<b>-</b>	<b>-</b>	<b>-</b>	<b>-</b>	<b>565</b>	
<b>ROADS, STREETS, BRIDGES</b>										
<b>Bicycle</b>										
High Street, Watsonia - Removal of roundabout at Morwell - Construction Stage I	80	-	80	-	-	80	-	-	-	Place
<b>Total Roads Bicycle</b>	<b>80</b>	<b>0</b>	<b>80</b>	<b>-</b>	<b>-</b>	<b>80</b>	<b>-</b>	<b>-</b>	<b>-</b>	
<b>Footpath</b>										
Footpath Reactive Program	1,380	1,380	-	-	-	1,160	-	-	220	People
New Footpaths Program - Scope and Design	20	-	-	20	-	20	-	-	-	People
Footpath between Alumba Drive and entrance of Anthony Beale reserve (along St Helena Road) - improved access to the reserve - Construction	50	-	-	50	-	50	-	-	-	People
Vine Street Footpath Construction	15	-	-	15	-	15	-	-	-	People
Footpath Along Lower Plenty Road at Arthur Streerton Reserve - Design	25	-	-	25	-	25	-	-	-	People
<b>Total Footpath</b>	<b>1,490</b>	<b>1,380</b>	<b>-</b>	<b>110</b>	<b>-</b>	<b>1,270</b>	<b>-</b>	<b>-</b>	<b>220</b>	

Project Description	Budget 2018/19 \$'000	Asset Renewal \$'000	Upgrade \$'000	Expansion \$'000	New \$'000	Revenue \$'000	Govt Grant \$'000	Community Contribution/ Sale Proceed \$'000	Reserves \$'000	P
<b>Infrastructure for Pedestrians</b>										
Sharpes road, Watsonia - Children's crossing - Design and construction	45	10	35	-	-	45	-	-	-	People
Russell Street, Ivanhoe - Children's crossing - Design and construction	45	10	35	-	-	45	-	-	-	People
Erskine road, Macleod - investigation into pedestrian crossing facilities	25	-	-	-	25	-	-	-	25	People
<b>Total Infrastructure for Pedestrians</b>	<b>115</b>	<b>20</b>	<b>70</b>	<b>-</b>	<b>25</b>	<b>90</b>	<b>-</b>	<b>-</b>	<b>25</b>	
<b>Localised Traffic Infrastructure</b>										
Henry Street, Greensborough - Review of intersection at Louis Street - Construction Stage I	50	10	40	-	-	50	-	-	-	People
Marshall Street, Ivanhoe - Speed reduction north of Norman Street - Design and construction	40	10	30	-	-	40	-	-	-	People
Road Reserve Safety Fence Renewal	60	60	-	-	-	60	-	-	-	People
Traffic management devices – Intersection of Banyule road and Coorie crescent Rosanna	90				90				90	People
<b>Total Localised Traffic Infrastructure</b>	<b>240</b>	<b>80</b>	<b>70</b>	<b>-</b>	<b>90</b>	<b>150</b>	<b>-</b>	<b>-</b>	<b>90</b>	
<b>Area Wide Treatments</b>										
Kenmare Street, Watsonia - Traffic speed and volume control measures - Construction Stage 2a	40	10	30	-	-	40	-	-	-	People
Yando Street, Greensborough - Traffic speed and volume control measures - Construction Stage I	40	10	30	-	-	40	-	-	-	People
Broadlea Crescent, Viewbank - Traffic speed and volume control measures - Design and construction	50	20	30	-	-	50	-	-	-	People

<b>Project Description</b>	<b>Budget 2018/19 \$'000</b>	<b>Asset Renewal \$'000</b>	<b>Upgrade \$'000</b>	<b>Expansion \$'000</b>	<b>New \$'000</b>	<b>Revenue \$'000</b>	<b>Govt Grant \$'000</b>	<b>Community Contribution/ Sale Proceed \$'000</b>	<b>Reserves \$'000</b>	<b>P</b>
Haig Street Development Traffic Management Plan	250	10	240	-	-	-	-	-	250	People
Montmorency south primary school Parking and Traffic Management improvements - design	40	10	30	-	-	40	-	-	-	People
<b>Total Area Wide Treatments</b>	<b>420</b>	<b>60</b>	<b>360</b>	<b>-</b>	<b>-</b>	<b>170</b>	<b>-</b>	<b>-</b>	<b>250</b>	
<b>Roads to Recovery</b>										
Old Eltham Road (Stage 3) - Bonds Road to Bolton Street, Lower Plenty	447	313	134	-	-	-	447	-	-	Place
<b>Total Roads to Recovery</b>	<b>447</b>	<b>313</b>	<b>134</b>	<b>-</b>	<b>-</b>	<b>-</b>	<b>447</b>	<b>-</b>	<b>-</b>	
<b>Retaining Wall</b>										
Renewal of Retaining Walls - Road Reserve	60	60	-	-	-	60	-	-	-	People
<b>Total Roads Retaining Wall</b>	<b>60</b>	<b>60</b>	<b>-</b>	<b>-</b>	<b>-</b>	<b>60</b>	<b>-</b>	<b>-</b>	<b>-</b>	
<b>Sustainable Transport</b>										
Grimshaw Street, Bundoora - Bus shelter west of Oxford Drive - Installation	20	5	15	-	-	20	-	-	-	Place
Elder Street, Watsonia - Bus shelter north of Frensham Road - Installation	20	5	15	-	-	20	-	-	-	Place
Bell Street, Heidelberg Heights - Bus shelter west of Gotha Street - Installation	20	5	15	-	-	20	-	-	-	Place
<b>Total Sustainable Transport</b>	<b>60</b>	<b>15</b>	<b>45</b>	<b>-</b>	<b>-</b>	<b>60</b>	<b>-</b>	<b>-</b>	<b>-</b>	
<b>Rehabilitation Works</b>										
Corner Darebin Street/Powlett Street, Darebin & Cape Roundabout	100	100	-	-	-	100	-	-	-	Place
Infrastructure Maintenance Works - Kerb and Channel Replacement	112	112	-	-	-	112	-	-	-	Place
Infrastructure Maintenance Works - Major Patching across the network	200	200	-	-	-	200	-	-	-	Place

<b>Project Description</b>	<b>Budget 2018/19 \$'000</b>	<b>Asset Renewal \$'000</b>	<b>Upgrade \$'000</b>	<b>Expansion \$'000</b>	<b>New \$'000</b>	<b>Revenue \$'000</b>	<b>Govt Grant \$'000</b>	<b>Community Contribution/ Sale Proceed \$'000</b>	<b>Reserves \$'000</b>	<b>P</b>
Solid median works at Ambrose Treacy Drive, Bundoora	60	60	-	-	-	60	-	-	-	Place
Laneway Rehabilitation Program	25	25	-	-	-	25	-	-	-	Place
Tully Court - Merther Road to Cul-De-Sac (East), Ivanhoe	9	9	-	-	-	9	-	-	-	Place
Perkins Avenue - Ashe Crescent to Liberty Parade, Bellfield	37	37	-	-	-	37	-	-	-	Place
Hazel Rose Court - Kelvin Avenue to Cul-De-Sac (West), Montmorency	13	13	-	-	-	13	-	-	-	Place
McNeil Street - Rich Crescent to Oriel Road, Bellfield	17	17	-	-	-	17	-	-	-	Place
Leura Avenue - Jones Crescent to McCrae Road, Rosanna	23	23	-	-	-	23	-	-	-	Place
Tamboon Drive - Terrigal Place to Chantelle Rise, Street Helena	21	21	-	-	-	21	-	-	-	Place
Alamein Road - Buna Street to Dougharty Road, Heidelberg West	22	22	-	-	-	22	-	-	-	Place
Greenwich Place - Somerset Drive to Cul-De-Sac (East), Viewbank	18	18	-	-	-	18	-	-	-	Place
Verdi Court - David Crescent to Cul-De-Sac (South), Bundoora	9	9	-	-	-	9	-	-	-	Place
Cantala Avenue - McCrae Road to Lower Plenty Road, Rosanna	19	19	-	-	-	19	-	-	-	Place
Wewak Parade - Waterdale Road to Malahang Parade, Heidelberg West	64	64	-	-	-	64	-	-	-	Place
Louise Street - Dalvey Street to Anderson Street, Heidelberg	18	18	-	-	-	18	-	-	-	Place
Davidson Street - Harrison Street to Wilkinson Crescent, Bellfield	14	14	-	-	-	14	-	-	-	Place
Boger Street - Cul-De-Sac (West) to Lamburne Road, Watsonia	20	20	-	-	-	20	-	-	-	Place

<b>Project Description</b>	<b>Budget 2018/19 \$'000</b>	<b>Asset Renewal \$'000</b>	<b>Upgrade \$'000</b>	<b>Expansion \$'000</b>	<b>New \$'000</b>	<b>Revenue \$'000</b>	<b>Govt Grant \$'000</b>	<b>Community Contribution/ Sale Proceed \$'000</b>	<b>Reserves \$'000</b>	<b>P</b>
Davies Street - Ellesmere Parade to Dead End (West), Rosanna	23	23	-	-	-	23	-	-	-	Place
Perth Street - Oriel Road to Alamein Road, Heidelberg West	12	12	-	-	-	12	-	-	-	Place
Harborne Street - Watson Street to Wilkinson Street, Macleod	22	22	-	-	-	22	-	-	-	Place
Northwood Drive - Rosemar Circuit to Rutherford Road, Viewbank	25	25	-	-	-	25	-	-	-	Place
Carbeena Parade - Oriel Road to Mulberry Parade, Heidelberg West	22	22	-	-	-	22	-	-	-	Place
Montgomery Street - Frederick Street to Edwin Street, Heidelberg Heights	33	33	-	-	-	33	-	-	-	Place
McAuley Drive - Banyule Road to McCrae Road, Rosanna	32	32	-	-	-	32	-	-	-	Place
Beauview Parade - Burton Crescent to Cul-De-Sac (West), Ivanhoe East	22	22	-	-	-	22	-	-	-	Place
Michelle Court - McAuley Drive to Cul-De-Sac (North), Rosanna	10	10	-	-	-	10	-	-	-	Place
James Street - Edwin Street to Dresden Street, Heidelberg Heights	27	27	-	-	-	27	-	-	-	Place
Danson Street - Winston Road to Rosemar Circuit, Viewbank	21	21	-	-	-	21	-	-	-	Place
Ivy Street - Poplar Crescent to Wilkinson Crescent, Bellfield	11	11	-	-	-	11	-	-	-	Place
Dalvey Street - Hodson Street to Louise Street, Heidelberg	15	15	-	-	-	15	-	-	-	Place
Watson Street - Yallambie Road to Sarong Street, Macleod	35	35	-	-	-	35	-	-	-	Place
Rowell Street - Rosanna Road to Cul-De-Sac (East), Rosanna	17	17	-	-	-	17	-	-	-	Place
Cardiff Close - Somerset Drive to Cul-De-Sac (East), Viewbank	15	15	-	-	-	15	-	-	-	Place

<b>Project Description</b>	<b>Budget 2018/19 \$'000</b>	<b>Asset Renewal \$'000</b>	<b>Upgrade \$'000</b>	<b>Expansion \$'000</b>	<b>New \$'000</b>	<b>Revenue \$'000</b>	<b>Govt Grant \$'000</b>	<b>Community Contribution/ Sale Proceed \$'000</b>	<b>Reserves \$'000</b>	<b>P</b>
Portree Street - Wungan Street to Vincent Street, Macleod	14	14	-	-	-	14	-	-	-	Place
Iris Street - Wimpole Crescent to Liberty Parade, Bellfield	8	8	-	-	-	8	-	-	-	Place
Kathleen Street - St James Road to Berrima Road, Rosanna	23	23	-	-	-	23	-	-	-	Place
Cape Street - Devon Street to Durham Street, Eaglemont	33	33	-	-	-	33	-	-	-	Place
Gona Street - Wau Street to Liberty Parade, Heidelberg West	17	17	-	-	-	17	-	-	-	Place
Waterdale Road - Ford Street to Livingstone Drive, Ivanhoe	91	91	-	-	-	91	-	-	-	Place
Astley Street - Alban Street to Dead End (West), Montmorency	51	51	-	-	-	51	-	-	-	Place
Wimbledon Grove - The Right to Alandale Road, Eaglemont	21	21	-	-	-	21	-	-	-	Place
Bamfield Road - Outhwaite Road to Collins Street, Heidelberg Heights	40	40	-	-	-	40	-	-	-	Place
St Helena Road Service Lane - Dead End (South) to St Helena Road (#293), St Helena	14	14	-	-	-	14	-	-	-	Place
St Helena Road Service Lane - Dead End (South) to St Helen Road (#328), St Helena	33	33	-	-	-	33	-	-	-	Place
Larool Avenue - Allumba Drive to Cul-De-Sac (East), St Helena	41	41	-	-	-	41	-	-	-	Place
Yaralla Crescent - Allumba Drive to Allumba Drive, St Helena	55	55	-	-	-	55	-	-	-	Place
Sherwood Road - Marshall Street to Studley Road, Eaglemont	145	145	-	-	-	145	-	-	-	Place
Alandale Road - Odenwald Road to #86 Castle Street, Eaglemont	34	34	-	-	-	34	-	-	-	Place
Pateman Street - Ladd Street to Kenmare Street, Watsonia	21	21	-	-	-	21	-	-	-	Place



Project Description	Budget 2018/19 \$'000	Asset Renewal \$'000	Upgrade \$'000	Expansion \$'000	New \$'000	Revenue \$'000	Govt Grant \$'000	Community Contribution/ Sale Proceed \$'000	Reserves \$'000	P
Frensham Road - Yallambie Road to Sarong Street, Macleod	64	64	-	-	-	64	-	-	-	Place
Cherry Street - Wungan Street to Dunstan Street, Macleod	54	54	-	-	-	54	-	-	-	Place
Merther Road - Banksia Street to Jellicoe Street, Ivanhoe	32	32	-	-	-	32	-	-	-	Place
St Andrews Avenue - Golf Avenue to Brassey Avenue, Rosanna	38	38	-	-	-	38	-	-	-	Place
Wynstay Crescent - Waverley Avenue to Kenilworth Parade, Ivanhoe	23	23	-	-	-	23	-	-	-	Place
McEwan Road - Southern Road to Outhwaite Road, Heidelberg Heights	32	32	-	-	-	32	-	-	-	Place
Kylie Place - Lilicur Road to Cul-De-Sac (West), Montmorency	25	25	-	-	-	25	-	-	-	Place
Flintoff Street - Grimshaw Street to Para Road, Greensborough	40	40	-	-	-	40	-	-	-	Place
<b>Total Rehabilitation Works</b>	<b>2,093</b>	<b>2,093</b>	-	-	-	<b>2,093</b>	-	-	-	
<b>Streetscape</b>										
Main Shopping Centre Minor Improvements - outcomes of audit process	50	50	-	-	-	50	-	-	-	Place
Small Shopping Strip Renewal - Development of plan to review and service small shopping streets, e.g. Greville Road, Beewar Street, Andrews Place	40	40	-	-	-	40	-	-	-	Place
Streetscape concept designs for major shopping centres	60	60	-	-	-	60	-	-	-	Planet
Community Gateway Renewals - Beautification	40	10	30	-	-	40	-	-	-	Place
Bell Street Mall LED Sign	75	-	-	-	75	-	-	30	45	Place
Norman Street Right of Way Lighting	70	70	-	-	-	70	-	-	-	Place

<b>Project Description</b>	<b>Budget 2018/19 \$'000</b>	<b>Asset Renewal \$'000</b>	<b>Upgrade \$'000</b>	<b>Expansion \$'000</b>	<b>New \$'000</b>	<b>Revenue \$'000</b>	<b>Govt Grant \$'000</b>	<b>Community Contribution/ Sale Proceed \$'000</b>	<b>Reserves \$'000</b>	<b>P</b>
Heidelberg central precinct streetscape renewal Works Burgundy Street - Stage 2b	250	250	-	-	-	100	-	-	150	Place
Greensborough Shopping Centre Streetscape Renewal Stage 2	260	260	-	-	-	-	-	-	260	Place
Rosanna Village precinct streetscape renewal – stage 1	250	250	-	-	-	250	-	-	-	Place
Replace existing Waste bin Enclosures in Shopping Centres and parks	15	15	-	-	-	15	-	-	-	Place
Lighting in public spaces - Increased lighting in the immediate vicinity of Watsonia Railway Station	20	20	-	-	-	20	-	-	-	Place
<b>Total Streetscape</b>	<b>1,130</b>	<b>1,025</b>	<b>30</b>	<b>-</b>	<b>75</b>	<b>645</b>	<b>-</b>	<b>30</b>	<b>455</b>	
<b>Car Park</b>										
Car Park Extension opposite Watsonia RSL up to Kenmare Street - Increase in provision of short-term car parking spaces for the Watsonia Shopping Centre (Morwell Avenue Reserve) - Construction	300	50	-	250	-	300	-	-	-	Place
Watsonia Pool Carpark - Construction	280	100	180	-	-	280	-	-	-	Place
Bendoran Crescent Disabled Indented Parking Bay - adjacent to Bundoora Primary School	20	5	-	-	15	-	-	-	20	Place
Parking works at Concord School, Bundoora	155	155	-	-	-	80	75	-	-	Place
Car Park Program - Design	20	20	-	-	-	20	-	-	-	Place
Grimshaw Street, Greensborough - Accessible bay east of Flintoff Street - Design and Construct	50	50	-	-	-	50	-	-	-	Place
Accessible Parking Bays (upgrade and new) - Construct	70	70	-	-	-	70	-	-	-	Place
<b>Total Car Park</b>	<b>895</b>	<b>450</b>	<b>180</b>	<b>250</b>	<b>15</b>	<b>800</b>	<b>75</b>	<b>-</b>	<b>20</b>	

Project Description	Budget 2018/19 \$'000	Asset Renewal \$'000	Upgrade \$'000	Expansion \$'000	New \$'000	Revenue \$'000	Govt Grant \$'000	Community Contribution/ Sale Proceed \$'000	Reserves \$'000	P
<b>Labour Capitalisation</b>										
Labour cost associated to road capital works projects	50	50	-	-	-	50	-	-	-	-
Labour Capitalisation - Construction Management of capital works	75	75	-	-	-	75	-	-	-	-
<b>Total Roads Labour Capitalisation</b>	<b>125</b>	<b>125</b>	<b>-</b>	<b>-</b>	<b>-</b>	<b>125</b>	<b>0</b>	<b>-</b>	<b>-</b>	
<b>TOTAL ROADS, STREETS, BRIDGES</b>	<b>7,073</b>	<b>5,620</b>	<b>969</b>	<b>360</b>	<b>205</b>	<b>5,543</b>	<b>522</b>	<b>30</b>	<b>1,059</b>	
<b>MOTOR VEHICLES</b>										
Operations Plant- Vehicles (Cars) and Trucks and Plant Purchases	6,450	6,450	-	-	-	-	-	1,351	5,099	Performance
<b>TOTAL MOTOR VEHICLES</b>	<b>6,450</b>	<b>6,450</b>	<b>-</b>	<b>-</b>	<b>-</b>	<b>-</b>	<b>-</b>	<b>1,351</b>	<b>5,099</b>	
<b>INTANGIBLE ASSETS</b>										
Information Technology Systems Upgrade	500	250	250	-	-	500	-	-	-	Performance
<b>TOTAL INTAGIBLE ASSETS</b>	<b>500</b>	<b>250</b>	<b>250</b>	<b>-</b>	<b>-</b>	<b>500</b>	<b>-</b>	<b>-</b>	<b>-</b>	
<b>LAND</b>										
Strategic Property	1,000	-	1,000	-	-	-	-	1,000	-	Performance
<b>TOTAL LAND</b>	<b>1,000</b>	<b>-</b>	<b>1,000</b>	<b>-</b>	<b>-</b>	<b>-</b>	<b>-</b>	<b>1,000</b>	<b>-</b>	
<b>TOTAL CAPITAL WORKS</b>	<b>45,121</b>	<b>27,245</b>	<b>16,127</b>	<b>850</b>	<b>898</b>	<b>12,754</b>	<b>1,082</b>	<b>2,696</b>	<b>28,589</b>	
<b>CARRIED FORWARD PROJECTS</b>										
<b>Freehold Building Pavilions</b>										
Loyola Reserve minor pavilion redevelopment	400	-	400	-	-	-	-	-	400	Place
Elder Street Soccer - female friendly change rooms	20	20	-	-	-	20	-	-	-	People

Project Description	Budget 2018/19 \$'000	Asset Renewal \$'000	Upgrade \$'000	Expansion \$'000	New \$'000	Revenue \$'000	Govt Grant \$'000	Community Contribution/ Sale Proceed \$'000	Reserves \$'000	P
Gabonia Avenue Reserve - female friendly change rooms	50	50	-	-	-	50	-	-	-	People
<b>Total Pavilions</b>	<b>470</b>	<b>70</b>	<b>400</b>	<b>-</b>	<b>-</b>	<b>70</b>	<b>-</b>	<b>-</b>	<b>400</b>	
<b>Freehold Building</b>										
<b>Air Conditioner</b>										
Replacement of air conditioning plant at The Centre Ivanhoe, Streeton and Condor Room	50	50	-	-	-	50	-	-	-	Place
<b>Total Major Projects</b>	<b>50</b>	<b>50</b>	<b>-</b>	<b>-</b>	<b>-</b>	<b>50</b>	<b>-</b>	<b>-</b>	<b>-</b>	
<b>Freehold Building</b>										
<b>Fit Out and Refurbishments</b>										
Greensborough War Memorial Scoreboard & Educational Facility	65	-	65	-	-	30	-	-	35	People
<b>Total Fit Out and Refurbishments</b>	<b>65</b>	<b>-</b>	<b>65</b>	<b>-</b>	<b>-</b>	<b>30</b>	<b>-</b>	<b>-</b>	<b>35</b>	
<b>TOTAL FREEHOLD BUILDING</b>	<b>585</b>	<b>120</b>	<b>465</b>	<b>-</b>	<b>-</b>	<b>150</b>	<b>-</b>	<b>-</b>	<b>435</b>	
<b>Parks and Gardens</b>										
<b>Synthetic Sports Pitches</b>										
Glenauburn Reserve Batting Tunnel, Lighting & Storage	9	-	9	-	-	-	-	-	9	Place
Second Pitch at Yarra Valley Hockey Club - Design	20	-	-	20	-	-	-	-	20	Place
<b>Total Synthetic Sports Pitches</b>	<b>29</b>	<b>-</b>	<b>9</b>	<b>20</b>	<b>-</b>	<b>-</b>	<b>-</b>	<b>-</b>	<b>29</b>	
<b>Parks and Gardens</b>										
<b>Drainage Improvement Design and Construction</b>										
Drainage Flood Mitigation works - Design and Development	40	-	40	-	-	40	-	-	-	Planet

<b>Project Description</b>	<b>Budget 2018/19 \$'000</b>	<b>Asset Renewal \$'000</b>	<b>Upgrade \$'000</b>	<b>Expansion \$'000</b>	<b>New \$'000</b>	<b>Revenue \$'000</b>	<b>Govt Grant \$'000</b>	<b>Community Contribution/ Sale Proceed \$'000</b>	<b>Reserves \$'000</b>	<b>P</b>
Brixton Avenue, Eltham North - duplicate pipe through easement	95	-	95	-	-	95	-	-	-	Planet
Lower Plenty Road (catchment) - Main Road (project)	200	-	200	-	-	150	-	-	50	Planet
<b>Total Practice Nets/Cage</b>	<b>335</b>	<b>-</b>	<b>335</b>	<b>-</b>	<b>-</b>	<b>285</b>	<b>-</b>	<b>-</b>	<b>50</b>	
<b>Parks and Gardens</b>										
<b>Other</b>										
Ford Park Redevelopment Concept Plan	250	150	100	-	-	-	-	-	250	Place
Olympic Park Masterplan	75	38	38	-	-	-	-	-	75	Place
<b>Total Parks Other</b>	<b>325</b>	<b>188</b>	<b>138</b>	<b>-</b>	<b>-</b>	<b>-</b>	<b>-</b>	<b>-</b>	<b>325</b>	
<b>TOTAL PARKS AND GARDENS</b>	<b>689</b>	<b>188</b>	<b>482</b>	<b>20</b>	<b>-</b>	<b>285</b>	<b>-</b>	<b>-</b>	<b>404</b>	
<b>Motor Vehicle</b>										
Operations Plant- Vehicles (Cars) and Trucks and Plant Purchases	791	791	-	-	-	-	-	70	721	Performance
<b>TOTAL MOTOR VEHICLES</b>	<b>791</b>	<b>791</b>	<b>-</b>	<b>-</b>	<b>-</b>	<b>-</b>	<b>-</b>	<b>70</b>	<b>721</b>	
<b>TOTAL CAPITAL WORKS CARRY FORWARDS</b>	<b>2,065</b>	<b>1,099</b>	<b>947</b>	<b>20</b>	<b>-</b>	<b>435</b>	<b>-</b>	<b>70</b>	<b>1,560</b>	
<b>TOTAL CAPITAL WORKS AND CARRY FORWARDS</b>	<b>47,186</b>	<b>28,344</b>	<b>17,074</b>	<b>870</b>	<b>898</b>	<b>13,189</b>	<b>1,082</b>	<b>2,766</b>	<b>30,149</b>	

## 6. Initiatives Program

This section presents a listing of the initiative projects that will be undertaken for the budget 2018/2019 year, classified by expenditure type and funding source. Works are also disclosed as budget 2018/2019 or carried forward from prior year 2017/2018.

### 6.1 Initiatives Summary

	<b>Budget 2018/19 \$'000</b>	<b>Revenue \$'000</b>	<b>Reserves \$'000</b>
Initiatives	<b>6,457</b>	3,357	3,100
Initiatives – Carried forward	<b>55</b>	55	-
<b>Total initiatives</b>	<b>6,512</b>	<b>3,412</b>	<b>3,100</b>

## 6.2 Initiatives Program Budget 2018/2019 Detail Categories with Funding Source

Project Description	Budget 2018/19 \$'000	Revenue \$'000	Reserves \$'000	P
<b>INITIATIVES</b>				
<b>Community</b>				
Merri Outreach Support Services (MOSS)	105	105	-	People
3081 Initiative - Post Neighbourhood Renewal Mainstreaming based on approach in Heidelberg West	175	175	-	People
Ongoing part time aboriginal community development role	50	50	-	People
Stepping Stones – Culturally and Linguistically Diverse (CALD) women into business project	25	25	-	People
Banksia Basketball Stadium - 88021 - Contribution to La Trobe University	2,500	-	2,500	People
Youth Foundation Victoria 3081	10	10	-	People
Initiatives to recognise our aboriginal heritage, veterans, Olympic history multicultural and Lesbian, Gay, Bisexual, Transgender, Intersex (LGBTI) communities	40	40	-	Participation
Wellness Walk and Research Run 2018	25	25	-	People
Warrawee Park Pre School - Contribution for two computers	2	2	-	People
Qwere Street MidSumma Event	40	40	-	People
Watsonia pop up park	40	40	-	People
Seniors festival	9	9	-	Participation
Somali Week Events	15	15	-	Participation
Aboriginal and Torres Strait Islanders Spiritual Walk	25	25	-	People

<b>Project Description</b>	<b>Budget 2018/19 \$'000</b>	<b>Revenue \$'000</b>	<b>Reserves \$'000</b>	<b>P</b>
Somalia Australian Council of Victoria (SACOV) - Supporting Somalia African Community Employment, and Initiatives for women and children	20	20	-	People
Nature Day/Play Events for Each Ward	18	18	-	People
<b>Total Initiatives Community</b>	<b>3,099</b>	<b>599</b>	<b>2,500</b>	
<b>Environment - Energy Plan</b>				
Carbon offsets for council emissions that remain after energy efficiency and greenpower	11	11	-	Planet
Community Energy Plan	50	50	-	Planet
<b>Total Initiatives Environment - Energy Plan</b>	<b>61</b>	<b>61</b>	<b>-</b>	
<b>Environment - Stewardship Plan</b>				
Sustainable Homes and Communities Program (inclusive Leaders Program) with Darebin and Sustainability Victoria.	55	55	-	Planet
<b>Total Initiatives Environment - Stewardship Plan</b>	<b>55</b>	<b>55</b>	<b>-</b>	
<b>Management</b>				
Construction Management of capital works projects	1,005	1,005	-	Performance
Construction Management of capital works projects (transferred to Capital)	-750	-750	-	Performance
Victorian Local Governance Association (VLGA) Membership	32	32	-	Performance
Feasibility for horse riding connection lower plenty/Viewbank	30	30	-	Place
Landscaping improvement in between Orr Street and Kingsbury drive	50	50	-	Place



<b>Project Description</b>	<b>Budget 2018/19 \$'000</b>	<b>Revenue \$'000</b>	<b>Reserves \$'000</b>	<b>P</b>
Implementation of Surveillance Policy	20	20	-	Performance
Strategic Property	400	-	400	Performance
Project manager for property	200	-	200	Performance
Spatial Systems Review and Strategy	50	50	-	Performance
Condition Audit Surveys	100	100	-	Performance
Banyule Youth Spaces and Facilities Plan	40	40	-	Performance
Araluen Centre - Social Enterprise at Possum Hollow Community Space	25	25	-	Performance
Social Enterprise	699	699	-	Performance
Interim Temporary customer service centre Ivanhoe	50	50	-	Performance
Graffiti Mural Program	30	30	-	Performance
Shared Path continuation of new level crossing removal authority (LXRA) path from Davies Street to Chapman Street along Ellesmere Parade, Rosanna - Feasibility Study	50	50	-	Performance
Rosanna Library Feasibility Study	50	50	-	Performance
Council Buildings – card access feasibility study	30	30	-	Performance
Darebin Parklands Masterplan - Half Cost	25	25	-	Performance
Develop a public open space plan for the Ivanhoe activity centre	40	40	-	Performance
<b>Total Initiatives Management</b>	<b>2,176</b>	<b>1,576</b>	<b>600</b>	

Project Description	Budget 2018/19 \$'000	Revenue \$'000	Reserves \$'000	P
<b>Maintenance</b>				
Dumped Rubbish Collection and Recycling	76	76	-	Planet
Garden Beds Renewal	20	20	-	Planet
Skate Park and BMX jumps maintenance	30	30	-	Place
<b>Total Initiatives Maintenance</b>	<b>126</b>	<b>126</b>	<b>-</b>	
<b>Transport</b>				
Rights of way Policy Actions	15	15	-	People
Bicycle Lanes along Torbay Street, Carwarp Street, and connect to shared pathway extension on Ellesmere Parade, from Greensborough Road/bypass - Feasibility	10	10	-	People
Footpath along Main Road between Old Eltham Road and Heidelberg Golf Club Entrance Road (including consideration of closure of slip lane at Old Eltham Road) - Feasibility	35	35	-	People
Safe Crossing over Chapman St, Location to be determine (TBD) - Feasibility	20	20	-	People
Banyule Principal Pedestrian Network - Produce Map	10	10	-	People
Pedestrian Priority Precincts - Greensborough, Heidelberg and Ivanhoe - Produce Maps	10	10	-	People
Transport Advocacy	265	265	-	People
Universal Access Strategy - Prepare	25	25	-	People
Watsonia Car Parking Plan	80	80	-	People
<b>Total Initiatives Transport</b>	<b>470</b>	<b>470</b>	<b>-</b>	

<b>Project Description</b>	<b>Budget 2018/19 \$'000</b>	<b>Revenue \$'000</b>	<b>Reserves \$'000</b>	<b>P</b>
<b>Strategic Land Use Planning</b>				
LaTrobe Cluster & Other Authorities Strategies	70	70	-	Planet
Greensborough Parking Overlay planning scheme amendment (PSA)	20	20	-	People
Review of Vegetation Protection Controls [Stage I - Strategy]	30	30	-	Performance
Developers Contribution Program (DCP) Implementation & Operation	100	100	-	Performance
Planning Scheme Review & planning scheme amendment (PSA)	50	50	-	People
Heidelberg Structure Plan Review & planning scheme amendment (PSA)	120	120	-	People
Heidelberg West urban design framework (UDF) & planning scheme amendment (PSA)	10	10	-	People
Heritage Review & planning scheme amendment (PSA)	70	70	-	People
<b>Total Initiatives Strategic Land Use Planning</b>	<b>470</b>	<b>470</b>	<b>-</b>	
<b>TOTAL INITIATIVES</b>	<b>6,457</b>	<b>3,357</b>	<b>3,100</b>	
<b>CARRIED FORWARD INITIATIVE PROJECTS</b>				
<b>Management</b>				
Hardcopy Records Digitisation	55	55	-	People
<b>Total Management</b>	<b>55</b>	<b>55</b>	<b>-</b>	
<b>Total Carried Forward Initiative Projects</b>	<b>55</b>	<b>55</b>	<b>-</b>	
<b>TOTAL INITIATIVES AND CARRY FORWARDS</b>	<b>6,512</b>	<b>3,412</b>	<b>3,100</b>	

## 7. Financial Performance Indicators

The following table highlights Council's current and projected performance across a range of key financial performance indicators. These indicators provide a useful analysis of Council's financial position and performance and should be interpreted in the context of the organisation's objectives.

Indicator	Measure	Notes	Strategic Resource Plan						Trend +/-
			Actual 2016/17	Forecast 2017/18	Budget 2018/19	Projections			
						2019/20	2020/21	2021/22	
<b>Operating position</b>									
Adjusted underlying result	Adjusted underlying surplus / Adjusted underlying revenue	1	8.52%	0.76%	0.73%	2.82%	2.01%	3.10%	+
<b>Liquidity</b>									
Working Capital	Current assets / current liabilities	2	304.18%	354.39%	300.81%	360.36%	283.40%	350.83%	o
Unrestricted cash	Unrestricted cash / current liabilities	3	268.69%	315.58%	262.03%	321.08%	252.41%	311.66%	o
<b>Obligations</b>									
Loans and borrowings	Interest bearing loans and borrowings / rate revenue	4	56.21%	38.66%	35.13%	32.03%	29.63%	19.37%	+
Loans and borrowings	Interest and principal repayments on interest bearing loans and borrowings / rate revenue	4	6.82%	18.86%	5.02%	4.62%	3.83%	11.32%	+
Indebtedness	Non-current liabilities / own source revenue	5	29.93%	26.99%	25.05%	23.25%	15.37%	14.38%	+
Asset renewal	Asset renewal expenses / Asset depreciation	6	154.43%	99.90%	138.17%	125.48%	96.81%	78.98%	-
<b>Stability</b>									
Rates concentration	Rate revenue / adjusted underlying revenue	7	64.79%	66.63%	67.93%	68.32%	68.23%	68.41%	o
Rates effort	Rate revenue / CIV of rateable properties in the municipality	8	0.26%	0.25%	0.20%	0.20%	0.19%	0.19%	o
<b>Efficiency</b>									
Expenditure level	Total expenses/ no. of property assessments	9	\$2,510	\$2,705	\$2,695	\$2,654	\$2,706	\$2,694	o
Revenue level	Residential rate revenue / no. of residential property assessments	10	\$1,706	\$1,742	\$1,769	\$1,789	\$1,807	\$1,824	+
Workforce turnover	No. of permanent staff resignations & terminations / average no. of permanent staff	11	12.33%	10.37%	7.87%	7.91%	7.93%	8.00%	o

### Key to Forecast Trend:

- + Forecasts improvement in Council's financial performance/financial position indicator
- o Forecasts that Council's financial performance/financial position indicator will be steady
- Forecasts deterioration in Council's financial performance/financial position indicator

### Notes to Indicators

#### 1. Adjusted Underlying Result

This is an indicator of the sustainable operating result that is required for Council to continue to provide its core services and meet its objectives. The 2017/2018 forecast has been negatively affected by \$2.16 million in Grants Commission funding that was paid in advance during the actual 2016/2017 financial year. Additionally a \$5 million contribution over forecast 2017/2018 and budget 2018/2019 to construct the Latrobe Basketball Stadium has reduced the underlying result in these years.

#### 2. Working Capital

Working Capital is an indicator of how easily Council can cover its liabilities that are to fall due over the next 12 months. Council is expected to remain in a strong working capital position over the next 4 years.

There is a slight reduction in current assets in budget 2018/19 due to the large capital works program and loan repayments made in the previous year. Strong results in following years, which include likely property sales will return current assets and working capital back to previous levels.

**3. Unrestricted Cash**

This is an indicator of the broad objective that sufficient cash is free of restrictions and available to pay bills as and when they fall due. Council's liquidity position will continue at a high level, reflecting our continued sustainable financial operations.

**4. Loans and Borrowings**

These indicators reflect Council's reducing reliance on debt and our ability to make repayments. Over the next four years Council will continue to pay down existing debt while rate revenue will continue to rise in line with the rate cap. The trend has accelerated in recent years as a result of Council's debt reduction strategy. This accelerated repayment includes large payments to complete two of our loans in Oct 2017 and Oct 2021.

**5. Indebtedness**

This is an indicator of the broad objective that the level of long term liabilities should be appropriate to the size and nature of a Council's activities. Low or decreasing level of long term liabilities suggest an improvement in the capacity to meet long term obligations.

**6. Asset Renewal**

This indicator shows the extent of Council's asset renewal expenditure against its depreciation charge. A percentage greater than 100 indicates Council is maintaining its existing assets, while a percentage less than 100 indicates that assets deteriorating faster than they are being renewed. Council's average 'asset renewal' over the four years of the budget is greater than 100%.

**7. Rates Concentration**

This indicates the extent of reliance on rate revenue to fund all of Council's ongoing services. This trend indicates Council's reliance on rates is being maintained at a consistent level over the next four years.

**8. Rates Effort**

This is an indicator of the broad objective that the rating level should be based on the community's capacity to pay. Low or decreasing level of rates suggest an improvement in the rating burden for ratepayers.

**9. Expenditure Level**

This is an indicator of the broad objective that resources should be used efficiently in the delivery of services. Low or decreasing level of expenditure suggests an improvement in organisational efficiency.

**10. Revenue Level**

This is an indicator of the broad objective that resources should be used efficiently in the delivery of services. Low or decreasing level of rates suggests an improvement in organisational efficiency.

**11. Workforce Turnover**

Indicator of the broad objective that resources should be used efficiently in the delivery of services. Low or decreasing level of workforce turnover suggests an improvement in organisational efficiency.

## **8. Fees and Charges Schedule (Income)**

This appendix presents the fees and charges of a statutory and non-statutory nature which will be charged in respect to goods and services provided during the budget 2018/2019 year.

*Note: Statutory fees are set under the relevant legislation and regulations. Statutory fees will be indexed and/or increased in accordance with applicable legislation and regulations.*

<b>BANYULE CITY COUNCIL</b>			<b>Frequency /</b>	<b>Fees &amp;</b>	<b>Fees &amp;</b>
<b>FEES &amp; CHARGES INCOME</b>	<b>GST</b>	<b>Council (C)/</b>	<b>Weight /</b>	<b>Charges</b>	<b>Charges</b>
<b>2018/19</b>		<b>Statutory (S)</b>	<b>Size</b>	<b>2017/18</b>	<b>2018/19</b>
<b>(Directorate)</b>				<b>\$</b>	<b>\$</b>
<b>ASSETS &amp; CITY SERVICES</b>					
<b>OPERATIONS</b>					
<b>Weighbridge (public)</b>					
Up to 5 tonne	Taxable	C	tonne	16.00	<b>17.00</b>
5 tonne - 10 tonne	Taxable	C	tonne	17.00	<b>18.00</b>
10 tonne - 20 tonne	Taxable	C	tonne	29.00	<b>30.00</b>
Over 20 tonne	Taxable	C	tonne	39.00	<b>40.00</b>
<b>Recycling/Waste Station</b>					
Banyule residents (general waste)	Taxable	C	per m3	89.00	<b>90.00</b>
Other residents (general waste)	Taxable	C	per m3	94.00	<b>96.00</b>
Banyule residents (green waste)	Taxable	C	per m3	73.00	<b>74.00</b>
Other residents (green waste)	Taxable	C	per m3	78.00	<b>80.00</b>
Account customers (municipal)	Taxable	C	per tonne	182.50	<b>186.15</b>
Account customers (industrial)	Taxable	C	per tonne	182.50	<b>186.15</b>
Rubble	Taxable	C	per tonne	187.00	<b>190.00</b>
Green cone	Taxable	C	each	209.00	<b>213.00</b>
Graffiti cleaning	Taxable	C	each	Quote	<b>Quote</b>
Drainage cleaning systems	Taxable	C	each	Quote	<b>Quote</b>
<b>Kerbside Waste Services</b>					
Commercial waste service	Taxable	C	240 litre	463.00	<b>473.00</b>
Commercial waste service with residence	Taxable	C	80 litre	221.00	<b>226.00</b>
Commercial waste service with residence	Taxable	C	120 litre	331.00	<b>338.00</b>
Charge for larger residential bin	Exempt	C	120 litre	98.00	<b>100.00</b>
Charge for larger residential bin	Exempt	C	240 litre	441.00	<b>450.00</b>
Charge for larger green waste bin	Exempt	C	240 litre	86.70	<b>88.45</b>
Non rateable charge for residential bin	Exempt	C	80 litre	179.50	<b>183.10</b>
Non rateable charge for residential bin	Exempt	C	120 litre	306.00	<b>312.15</b>
Non rateable charge for residential bin	Exempt	C	240 litre	637.50	<b>650.25</b>
Non rateable charge for larger green waste bin	Exempt	C	240 litre	86.70	<b>88.50</b>
Non rateable charge for additional recycle bin	Exempt	C	240 litre	183.60	<b>187.30</b>
Non rateable waste only bin	Exempt	C	240 litre	367.20	<b>374.55</b>

<b>BANYULE CITY COUNCIL</b>			Frequency /	Fees &	Fees &
<b>FEES &amp; CHARGES INCOME</b>			Weight /	Charges	Charges
2018/19	GST	Council (C)/	Size	2017/18	2018/19
(Directorate)		Statutory (S)		\$	\$
<b>Kerbside Waste Services (with special consideration)</b>					
Commercial green waste service	Taxable	C	240 litre	194.00	<b>198.00</b>
Commercial recycle service	Taxable	C	240 litre	183.60	<b>187.30</b>
Additional service for residential bin	Exempt	C	80 litre	224.50	<b>229.00</b>
Additional service for residential bin	Exempt	C	120 litre	316.20	<b>322.55</b>
Additional service for residential bin	Exempt	C	240 litre	627.30	<b>639.90</b>
Additional service for green waste bin	Exempt	C	240 litre	173.40	<b>176.90</b>
Additional service for recycle bin	Exempt	C	240 litre	183.60	<b>187.30</b>
Non rateable additional service for green waste bin	Exempt	C	240 litre	173.40	<b>176.90</b>
<b>PARKS &amp; GARDENS</b>					
Half cost fencing	Taxable	C	each	Quote	<b>Quote</b>
<b>ASSETS &amp; INFRASTRUCTURE</b>					
<b>Construction - Reinstatement</b>					
Asphalt reinstatement - local roads	Exempt	C	per m2	200.00	<b>206.00</b>
Asphalt reinstatement - main roads	Exempt	C	per m2	340.00	<b>350.00</b>
NOTE: The above fees are Inclusive of 3 inspections. A \$120 fee will be charged per extra inspection.					
Footpath reinstatement	Exempt	C	per m2	190.00	<b>196.00</b>
Crossing reinstatement - Private	Exempt	C	per m2	226.00	<b>233.00</b>
Crossing reinstatement - Commercial	Exempt	C	per m2	280.00	<b>288.00</b>
Kerb & channel reinstatement - concrete	Exempt	C	per lin/mtre	200.00	<b>206.00</b>
Kerb & channel reinstatement - dressed bluestone new materials	Exempt	C	per lin/mtre	450.00	<b>463.00</b>
Kerb & channel reinstatement - dressed bluestone reuse materials	Exempt	C	per lin/mtre	250.00	<b>257.00</b>
Spoon drain - concrete	Exempt	C	per lin/mtre	200.00	<b>206.00</b>
Spoon drain - bluestone	Exempt	C	per lin/mtre	250.00	<b>257.00</b>
Nature strip reinstatement	Exempt	C	per m2	200.00	<b>206.00</b>
NOTE: The above fees are Inclusive of 2 inspections. A \$120 fee will be charged per extra inspection.					
<b>Permits/consents</b>					
Application Fee (For all Permits)	Exempt	C	each	80.00	<b>85.00</b>
NOTE: The above fees are Inclusive of 2 inspections. A \$120 fee will be charged per extra inspection. Weekend Inspection \$400.00.					
NOTE: The value of a fee unit as issued by Vic Roads for 2017/2018 is \$14.22					
<b>Works other than minor works (&gt; 8 sqm)</b>					
<b>Works conducted on, or on any part of, the roadway, shoulder or pathway</b>					
Arterial road	Exempt	S	each	614.30	<b>624.25</b>



<b>BANYULE CITY COUNCIL</b>			Frequency /	Fees &	Fees &
<b>FEES &amp; CHARGES INCOME</b>	<b>GST</b>	<b>Council (C)/</b>	<b>Weight /</b>	<b>Charges</b>	<b>Charges</b>
<b>2018/19</b>		<b>Statutory (S)</b>	<b>Size</b>	<b>2017/18</b>	<b>2018/19</b>
<b>(Directorate)</b>				<b>\$</b>	<b>\$</b>
Municipal road on which speed limit is 50km or more	Exempt	S	each	612.90	<b>624.25</b>
Municipal road on which speed limit is less than 50km	Exempt	S	each	334.20	<b>339.60</b>
<b>Works NOT conducted on, or on any part of, the roadway, shoulder or pathway</b>					
Arterial road	Exempt	S	each	429.40	<b>436.40</b>
Municipal road on which speed limit is 50km or more	Exempt	S	each	429.40	<b>436.40</b>
Municipal road on which speed limit is less than 50km	Exempt	S	each	85.30	<b>86.70</b>
<b>Minor works (less than 8 sqm)</b>					
<b>Works conducted on, or on any part of, the roadway, shoulder or pathway</b>					
Arterial road	Exempt	S	each	227.50	<b>231.20</b>
Municipal road on which speed limit is 50km or more	Exempt	S	each	227.50	<b>231.20</b>
Municipal road on which speed limit is less than 50km	Exempt	S	each	227.50	<b>231.20</b>
<b>Works NOT conducted on, or on any part of, the roadway, shoulder or pathway</b>					
Arterial road	Exempt	S	each	132.20	<b>134.40</b>
Municipal road on which speed limit is 50km or more	Exempt	S	each	85.30	<b>86.70</b>
Municipal road on which speed limit is less than 50km	Exempt	S	each	85.30	<b>86.70</b>
Asset Inspection - Inclusive of 2 inspections + \$120 per extra inspection	Exempt	C	each	270.00	<b>278.00</b>
Drainage tapping pipe/pit inspection - Inclusive of 3 inspections + \$120 per extra inspection	Exempt	C	each	270.00	<b>278.00</b>
Occupation road pavement/protruding materials/cranes - per week	Exempt	C	per m2	12.00	<b>12.50</b>
Private works	Taxable	C	each	Quote	<b>Quote</b>
<b>COMMUNITY PROGRAMS</b>					
<b>LEISURE, RECREATION &amp; CULTURE SERVICES</b>					
Movies per month	Taxable	C	per month	5.00	<b>5.00</b>
Outings - vary between \$10 and \$25.00 (depending on activity)	Taxable	C	per activity	Various	<b>Various</b>
<b>Events</b>					
<b>Twilight Sounds</b>					
Commercial food stall	Taxable	C	per stall	180.00	<b>185.50</b>
Commercial coffee vendor	Taxable	C	per stall	140.00	<b>145.00</b>
Commercial market stall	Taxable	C	per stall	88.00	<b>91.00</b>
Community food stall	Taxable	C	per stall	80.00	<b>83.00</b>
Community coffee vendor	Taxable	C	per stall	-	<b>83.00</b>

<b>BANYULE CITY COUNCIL</b>			Frequency /	Fees &	Fees &
<b>FEES &amp; CHARGES INCOME</b>	<b>GST</b>	<b>Council (C)/</b>	<b>Weight /</b>	<b>Charges</b>	<b>Charges</b>
<b>2018/19</b>		<b>Statutory (S)</b>	<b>Size</b>	<b>2017/18</b>	<b>2018/19</b>
<b>(Directorate)</b>				<b>\$</b>	<b>\$</b>
Community market stall	Taxable	C	per stall	57.80	59.50
Power fee for stall holders to be included in permit above	Taxable	C	per stall	87.00	90.00
Power fee including overnight to be included in permit above	Taxable	C	per stall	148.00	153.00
<b>Kids Artyfarty Festival</b>					
Commercial food stall	Taxable	C	per stall	318.00	327.50
Commercial coffee vendor	Taxable	C	per stall	236.00	243.00
Community food stall	Taxable	C	per stall	105.00	108.00
Community coffee vendor	Taxable	C	per stall	--	83.00
Commercial market stall	Taxable	C	per stall	144.00	148.50
Community market stall	Taxable	C	per stall	62.40	64.00
Power fee for stall holders to be included in permit above	Taxable	C	per stall	87.00	89.50
Note: Stalls run at both Twilight Sounds and Kids ArtyFarty Festival receive a 10% discount.					
<b>Carols by Candlelight</b>					
Commercial food vendor	Taxable	C	per stall	148.50	153.00
Commercial coffee vendor	Taxable	C	per stall	99.50	102.50
Commercial market stall	Taxable	C	per stall	56.50	58.20
Community food vendor	Taxable	C	per stall	56.00	58.00
Community coffee vendor	Taxable	C	per stall	--	83.00
Community market stall	Taxable	C	per stall	43.00	44.00
Power fee for stall holders to be included in permit above	Taxable	C	per stall	86.50	89.50
<b>Malahang Festival</b>					
Community food vendor	Taxable	C	per stall	25.50	26.00
Community coffee vendor	Taxable	C	per stall	-	26.00
Community market stall	Taxable	C	per stall	25.50	26.00
Commercial food vendor	Taxable	C	per stall	159.00	164.00
Commercial coffee vendor	Taxable	C	per stall	-	120.00
Commercial market stall	Taxable	C	per stall	77.00	79.50
Power fee for stall holders to be included in permit above	Taxable	C	per stall	87.00	90.00
Note: Marquee and set up hire for stall holders is additional - charged at hire company rates.					
<b>Exhibitions</b>					
Entry fee	Taxable	C	per entry	35.00	30.00
<b>The Centre Ivanhoe – Hall Hire Charges</b>					
<b>Monday - Thursday only. Friday, Saturday &amp; Sunday price on application on 03 9490 4300</b>					
<b>Great Hall</b>					
<b>Schools and community</b>					
Up to 8hr hire fee - theatre style seating	Taxable	C	per day	2,650.00	2,710.00

<b>BANYULE CITY COUNCIL</b>			Frequency /	Fees &	Fees &
<b>FEES &amp; CHARGES INCOME</b>	<b>GST</b>	<b>Council (C)/</b>	<b>Weight /</b>	<b>Charges</b>	<b>Charges</b>
<b>2018/19</b>		<b>Statutory (S)</b>	<b>Size</b>	<b>2017/18</b>	<b>2018/19</b>
<b>(Directorate)</b>				<b>\$</b>	<b>\$</b>
<b>Corporate</b>					
Up to 8hr hire fee - theatre style seating	Taxable	C	per day	3,310.00	<b>3,390.00</b>
Note: Hourly fee will be applied per hour after 8 hours for school, community and corporate hire – fee varies, confirm with The Centre Ivanhoe prior to booking venue.					
<b>Exhibitions</b>					
Exhibition - Room Hire only (up to 8 hours hire)	Taxable	C	per day	3,310.00	<b>3,390.00</b>
<b>Streeton room</b>					
Rental 9.00am to 5.00pm or 5.00pm to 11.00pm	Taxable	C	per day	1,600.00	<b>1,640.00</b>
<b>McCubbin room</b>					
Rental 9.00am to 5.00pm or 5.00pm to 11.00pm	Taxable	C	per day	1,035.00	<b>1,060.00</b>
<b>Conder room</b>					
Rental 9.00am to 5.00pm or 5.00pm to 11.00pm	Taxable	C	per day	820.00	<b>840.00</b>
<b>Withers room</b>					
Rental 9.00am to 5.00pm or 5.00pm to 11.00pm	Taxable	C	per day	770.00	<b>790.00</b>
<b>Ivanhoe Golf Course</b>					
Adult 9 holes	Taxable	C	9 holes	24.00	<b>25.00</b>
Adult 9 holes weekends	Taxable	C	9 holes	25.00	<b>26.00</b>
Adult 18 holes	Taxable	C	18 holes	31.50	<b>32.00</b>
Adult 18 holes weekends	Taxable	C	18 holes	32.00	<b>33.00</b>
Junior 9 holes	Taxable	C	9 holes	13.00	<b>13.00</b>
Junior 18 holes	Taxable	C	18 holes	15.50	<b>15.50</b>
Pensioners & senior card holders - weekdays	Taxable	C	9 holes	20.00	<b>20.00</b>
Pensioners & senior card holders - weekdays	Taxable	C	18 holes	21.50	<b>21.50</b>
Students (under 21) weekdays	Taxable	C	18 holes	24.50	<b>25.00</b>
12 month 7 day membership	Taxable	C	18 holes	1,256.00	<b>1,285.00</b>
12 month 5 day membership	Taxable	C	18 holes	913.00	<b>935.00</b>
Senior/concession 12 months membership	Taxable	C	18 holes	703.00	<b>720.00</b>
Direct debit (per week)	Taxable	C	18 holes	27.10	<b>27.50</b>
<b>Seasonal Sporting Clubs</b>					
<b>Ground Charges</b>					
<b>A Grade</b>					
Summer (per team)	Taxable	C	per term	582.50	<b>600.00</b>
Winter (per team)	Taxable	C	per term	1,145.00	<b>1,180.00</b>

BANYULE CITY COUNCIL			Frequency /	Fees &	Fees &
FEES & CHARGES INCOME			Weight /	Charges	Charges
2018/19	GST	Council (C)/	Size	2017/18	2018/19
(Directorate)		Statutory (S)		\$	\$
<b>B Grade</b>					
Summer (per team)	Taxable	C	per term	488.50	503.00
Winter (per team)	Taxable	C	per term	1,035.30	1,066.00
<b>C Grade</b>					
Summer (per team)	Taxable	C	per term	400.00	412.00
Winter (per team)	Taxable	C	per term	961.00	990.00
<b>D Grade</b>					
Summer (per team)	Taxable	C	per term	313.50	323.00
Winter (per team)	Taxable	C	per term	873.00	899.00
Note: The above charges to be reduced by 50% for women and veteran teams and 90% for junior teams.					
<b>Pavilion Charges</b>					
<b>Winter Full Use</b>					
A Grade	Taxable	C	per pavilion	1,235.00	1,272.00
B Grade	Taxable	C	per pavilion	956.00	984.00
C Grade	Taxable	C	per pavilion	688.00	708.00
D Grade	Taxable	C	per pavilion	441.00	454.00
<b>Summer Full Use</b>					
A Grade	Taxable	C	per pavilion	1,235.00	1,272.00
B Grade	Taxable	C	per pavilion	956.00	984.00
C Grade	Taxable	C	per pavilion	688.00	708.00
D Grade	Taxable	C	per pavilion	441.00	454.00
<b>Winter Shared Use</b>					
A Grade	Taxable	C	per pavilion	620.00	638.00
B Grade	Taxable	C	per pavilion	479.00	493.00
C Grade	Taxable	C	per pavilion	347.00	357.00
D Grade	Taxable	C	per pavilion	223.00	230.00
<b>Summer Shared Use</b>					
A Grade	Taxable	C	per pavilion	620.00	638.00
B Grade	Taxable	C	per pavilion	479.00	493.00
C Grade	Taxable	C	per pavilion	347.00	357.00
D Grade	Taxable	C	per pavilion	223.00	230.00
<b>Other</b>					
Turf wicket	Taxable	C	per ground	3,152.00	3,246.00
Commercial - 12 Month Fee	Taxable	C	per ground	3,809.00	3,923.00
Casual hire charges – ovals	Taxable	C	per booking	231.00	238.00
<b>Ivanhoe Aquatic Banyule</b>					
<b>Memberships</b>					
Joining Fee	Taxable	C	one off	100.00	79.00
Extra Suspension Time (per week)	Taxable	C	per week	6.20	5.00
7 day membership	Taxable	C	per week	28.20	28.20
<b>Swim/spa/sauna</b>					
12 months	Taxable	C	12 months	609.30	627.60
12 months concession (30% discount)	Taxable	C	12 months	426.50	439.30

BANYULE CITY COUNCIL FEES & CHARGES INCOME 2018/19 (Directorate)			GST	Council (C)/ Statutory (S)	Frequency / Weight / Size	Fees & Charges 2017/18 \$	Fees & Charges 2018/19 \$
<b>Complete package - single</b>							
12 months	Taxable	C		12 months		1,106.00	1,139.20
12 months concession (30% discount)	Taxable	C		12 months		774.20	797.45
<b>Complete package - Boomers/PHIT</b>							
1 month	Taxable	C		1 month		64.00	66.00
3 months	Taxable	C		3 months		182.90	188.40
6 months	Taxable	C		6 months		348.40	358.85
12 months	Taxable	C		12 months		663.60	683.50
<b>Direct debit memberships</b>							
Complete package- fortnightly direct debit	Taxable	C		per fortnight		42.50	43.80
Complete package Concession - fortnightly direct debit	Taxable	C		per fortnight		29.80	30.70
Aquatics - fortnightly direct debit	Taxable	C		per fortnight		23.50	24.20
Aquatics concession - fortnightly direct debit (30% discount)	Taxable	C		per fortnight		16.40	16.90
PHIT/Boomers Fortnightly direct debit	Taxable	C		per fortnight		25.50	26.30
<b>Direct debit personal training Membership</b>							
Complete package + 30 minute PT	Taxable	C		weekly		59.20	61.00
Complete package + 60 minute PT	Taxable	C		weekly		85.00	87.55
<b>Off Peak Membership</b>							
3 months	Taxable	C		per person		149.40	153.90
6 months	Taxable	C		per person		284.50	293.05
12 months	Taxable	C		per person		541.90	558.15
Fortnightly direct debit	Taxable	C		per fortnight		21.25	21.90
<b>Corporate Health &amp; Fitness package per year</b>							
Banyule City Council membership	Taxable	C		per year		553.00	569.60
Banyule City Council membership - payroll	Taxable	C		per fortnight		21.25	21.90
<b>Casual rates</b>							
Family swim	Taxable	C		Per Visit		16.70	17.20
Swim/Spa/Sauna	Taxable	C		Per Visit		6.50	6.70
Swim/Spa/Sauna concession	Taxable	C		Per Visit		4.60	4.75
Child swim >5yr old	Taxable	C		Per Visit		3.90	4.00
Group fitness/Gym adult	Taxable	C		Per Visit		17.00	17.50
Group fitness/Gym concession (30% discount)	Taxable	C		Per Visit		12.00	12.35
Boomers casual group fitness	Taxable	C		Per Visit		6.90	7.10

<b>BANYULE CITY COUNCIL</b>			<b>Frequency /</b>	<b>Fees &amp;</b>	<b>Fees &amp;</b>
<b>FEES &amp; CHARGES INCOME</b>	<b>GST</b>	<b>Council (C)/</b>	<b>Weight /</b>	<b>Charges</b>	<b>Charges</b>
<b>2018/19</b>		<b>Statutory (S)</b>	<b>Size</b>	<b>2017/18</b>	<b>2018/19</b>
<b>(Directorate)</b>				<b>\$</b>	<b>\$</b>
<b>Personal training</b>					
Personal training introduction - 3 pack	Taxable	C	3 visits	108.00	<b>99.00</b>
Casual personal training - 30 minutes	Taxable	C	30 Mins	48.00	<b>49.45</b>
Casual personal training - 60 minutes	Taxable	C	60 Mins	76.80	<b>79.10</b>
30 minute results pack - single	Taxable	C	30 Mins	432.00	<b>444.95</b>
30 minute results pack - non member	Taxable	C	30 Mins	480.00	<b>494.40</b>
60 minute results pack - single	Taxable	C	60 Mins	691.20	<b>711.95</b>
60 minute results pack - single (non-member)	Taxable	C	60 Mins	768.00	<b>791.05</b>
Casual personal training 2:1 30 minutes	Taxable	C	30 mins per person	-	<b>37.10</b>
Casual personal training 2:1 60 minutes	Taxable	C	60 mins per person	-	<b>59.30</b>
<b>Direct Debit Learn to Swim (based on 23 payments)</b>					
Learn to swim 30-60 minutes - fortnightly direct debit	GST free	C	per fortnight	25.30	<b>26.80</b>
Learn to swim 30-60 minutes concession - fortnightly direct debit	GST free	C	per fortnight	-	<b>24.10</b>
Child pre-school (non parent) - fortnightly direct debit	GST free	C	per fortnight	31.50	<b>33.40</b>
<b>Term fee</b>					
Learn to swim 30 minutes	GST free	C	per lesson	15.20	<b>16.10</b>
Learn to swim 30 minutes concession (10%)	GST free	C	per lesson	13.70	<b>14.50</b>
Child pre-school (non parent)	GST free	C	per lesson	18.90	<b>20.00</b>
Child pre-school (non parent) concession	GST free	C	per lesson	17.00	<b>18.00</b>
Adult learn to swim - casual	GST free	C	per lesson	22.90	<b>23.60</b>
Adult learn to swim - casual concession	GST free	C	per lesson	20.60	<b>21.20</b>
Learn to Swim 60 minutes	Taxable	C	per lesson	15.20	<b>16.10</b>
Learn to Swim 60 minutes concession	Taxable	C	per lesson	13.70	<b>14.50</b>
Squad 2nd/3rd/4th session	Taxable	C	per lesson	7.60	<b>8.05</b>
Squad 2nd/3rd/4th session concession	Taxable	C	per lesson	6.90	<b>7.30</b>
Specialised swimming	GST free	C	per lesson	18.90	<b>20.80</b>
Private swim lessons (1-4 people)	GST free	C	per lesson	82.40	<b>87.35</b>

<b>BANYULE CITY COUNCIL FEES &amp; CHARGES INCOME 2018/19 (Directorate)</b>	<b>GST</b>	<b>Council (C)/ Statutory (S)</b>	<b>Frequency / Weight / Size</b>	<b>Fees &amp; Charges 2017/18 \$</b>	<b>Fees &amp; Charges 2018/19 \$</b>
Bronze medallion	GST free	C	per lesson	15.20	16.10
Stroke correction - member	GST free	C	per lesson	8.90	9.45
Stroke correction - non member	GST free	C	per lesson	15.20	16.10
Swim carnival entry	GST free	C	per visit	11.90	12.30
Swim carnival - extra event	GST free	C	per visit	3.00	3.10
Pay as you go water babies	GST free	C	per lesson	15.20	16.10
School groups instructor	GST free	C	per 45 mins	38.60	39.75
Lane hire regular fee	Taxable	C	per lane	28.30	29.15
Lane hire casual fee	Taxable	C	per lane	38.30	39.45
Birthday parties	Taxable	C	per person	15.50	16.00
Birthday parties 20 plus kids	Taxable	C	per person	12.50	12.90
Inflatable	Taxable	C	per booking	130.00	135.00
Holiday program (Activity)	Taxable	C	per person	18.00	18.50
<b>Multi visit saver cards</b>					
20 pass Swim/Spa/Sauna	Taxable	C	20 pass	117.00	120.50
20 pass Swim/Spa/Sauna concession	Taxable	C	20 pass	82.80	85.30
10 pass Swim Child	Taxable	C	20 pass	35.10	36.15
20 pass - Complete package	Taxable	C	20 pass	306.00	315.20
20 pass - Complete package concession	Taxable	C	20 pass	216.00	222.50
<b>Creche fees</b>					
1.5 hour - Casual 1 child	Taxable	C	per session	10.00	10.30
10 pass 1 child	Taxable	C	10 pass	90.00	92.70
20 pass 1 child	Taxable	C	20 pass	180.00	185.40
<b>Occasional care fees</b>					
1 child casual	Taxable	C	1 Child	21.30	21.95
2 children casual	Taxable	C	2 Children	26.70	27.50
10 pass 1 child	Taxable	C	10 pass	191.70	197.45
20 pass 1 child	Taxable	C	20 pass	383.40	394.90
Kiosk sales	Taxable	C	various	Various	Various
Merchandise sales	Taxable	C	various	Various	Various
Room hire	Taxable	C	various	Quote	Quote

<b>BANYULE CITY COUNCIL FEES &amp; CHARGES INCOME 2018/19 (Directorate)</b>	<b>GST</b>	<b>Council (C)/ Statutory (S)</b>	<b>Frequency / Weight / Size</b>	<b>Fees &amp; Charges 2017/18 \$</b>	<b>Fees &amp; Charges 2018/19 \$</b>
Programmes (fitness related)	Taxable	C	various	Various	<b>Various</b>
<b>Willinda Park athletics track</b>					
Banyule schools	Taxable	C	per booking	152.00	<b>156.50</b>
Non Banyule schools	Taxable	C	per booking	294.00	<b>302.50</b>
Combined primary sports	Taxable	C	per booking	294.00	<b>302.50</b>
Combined secondary sports	Taxable	C	per booking	600.00	<b>618.00</b>
Training sessions	Taxable	C	per hour	79.00	<b>81.50</b>
Bond - equivalent to hire fee	GST N/A	C	per booking	equivalent to the highest charge	<b>equivalent to the highest charge</b>
<b>Outdoor trainers fees</b>					
Seasonal fee (6 months)	Taxable	C	6 months	533.00	<b>550.00</b>
Monthly fee	Taxable	C	per month	118.00	<b>121.50</b>
Weekly fee	Taxable	C	per week	41.00	<b>42.50</b>
<b>Hot air ballooning</b>					
Annual fee	Taxable	C	per year	589.38	<b>607.00</b>
<b>Halls for hire</b>					
<b>Grace Park, Greensborough Senior Citizens, Ivanhoe Senior Citizens, Macleod Community Hall, Warringal Senior</b>					
<b>Citizens, Watsonia Community Hall, Briar Hill Community Hall, Old Shire Offices</b>					
BCC non for profit - regular	Taxable	C	per hour	26.50	<b>27.00</b>
BCC non for profit - casual	Taxable	C	per hour	34.00	<b>34.50</b>
Other groups (including schools) - regular	Taxable	C	per hour	33.50	<b>34.00</b>
Other groups (including schools) - casual	Taxable	C	per hour	42.00	<b>42.50</b>
Functions – bond on all above	GST N/A	C	per booking	300.00	<b>300.00</b>
Senior Citizens utilities charge	Taxable	C	per hour	3.50	<b>4.00</b>
<b>Macleod Community Hall, Lower Plenty &amp; Warringal senior citizens</b>					
Friday, Saturday & Sunday - private functions (7 hrs)	Taxable	C	5pm - 1am	485.00	<b>495.00</b>
Friday, Saturday & Sunday - private functions (4 hrs)	Taxable	C	4 hourly	300.00	<b>309.00</b>
Set up fee	Taxable	C	per hour	53.00	<b>60.00</b>
Functions – bond on all above	GST N/A	C	per booking	300.00	<b>300.00</b>



<b>BANYULE CITY COUNCIL</b>			<b>Frequency /</b>	<b>Fees &amp;</b>	<b>Fees &amp;</b>
<b>FEES &amp; CHARGES INCOME</b>	<b>GST</b>	<b>Council (C)/</b>	<b>Weight /</b>	<b>Charges</b>	<b>Charges</b>
<b>2018/19</b>		<b>Statutory (S)</b>	<b>Size</b>	<b>2017/18</b>	<b>2018/19</b>
<b>(Directorate)</b>				<b>\$</b>	<b>\$</b>
<b>Old Shire Office</b>					
Friday - Sunday - private functions (7hrs)	Taxable	C	5pm - 1am	525.00	540.00
Friday - Sunday - private functions (4hrs)	Taxable	C	4 hourly	310.00	319.00
Set up fee	Taxable	C	per hour	53.00	60.00
Functions – bond on all above	GST N/A	C	per booking	300.00	300.00
<b>Bundoora &amp; Petrie Park Community Hall</b>					
BCC non for profit - regular	Taxable	C	per hour	31.50	32.00
BCC non for profit - casual	Taxable	C	per hour	41.00	41.90
Other groups (including schools) - regular	Taxable	C	per hour	41.50	41.90
Other groups (including schools) - casual	Taxable	C	per hour	48.00	49.00
Friday - Saturday - Sunday private functions (7hrs)	Taxable	C	5pm - 1am	705.00	720.00
Friday - Saturday - Sunday private functions (4hrs)	Taxable	C	4 hourly	410.00	420.00
Set up fee	Taxable	C	per hour	53.00	60.00
Functions – bond on all above	GST N/A	C	per booking	300.00	300.00
<b>Heidelberg Park, Greensborough War Memorial</b>					
Rotunda	Taxable	C	per 3 hours	185.00	189.00
<b>Olympic Leisure Centre</b>					
<b>Memberships</b>					
Joining Fee	Taxable	C	one off	75.00	49.00
Extra Suspension Time (per week)	Taxable	C	per week	6.20	5.00
<b>Corporate health &amp; fitness package per year</b>					
Banyule City Council membership	Taxable	C	per year	403.85	403.85
Banyule City Council membership	Taxable	C	per fortnight	15.55	15.55
<b>Complete package</b>					
3 months	Taxable	C	per person	222.60	229.30
6 months	Taxable	C	per person	424.00	436.70
12 months	Taxable	C	per person	807.70	831.95

<b>BANYULE CITY COUNCIL</b>			<b>Frequency /</b>	<b>Fees &amp;</b>	<b>Fees &amp;</b>
<b>FEES &amp; CHARGES INCOME</b>	<b>GST</b>	<b>Council (C)/</b>	<b>Weight /</b>	<b>Charges</b>	<b>Charges</b>
<b>2018/19</b>		<b>Statutory (S)</b>	<b>Size</b>	<b>2017/18</b>	<b>2018/19</b>
<b>(Directorate)</b>				<b>\$</b>	<b>\$</b>
<b>Complete package concession (30% discount)</b>					
3 months	Taxable	C	per person	148.50	<b>152.95</b>
6 months	Taxable	C	per person	296.90	<b>305.80</b>
12 months	Taxable	C	per person	565.40	<b>582.35</b>
<b>Complete package - Boomers/PHIT</b>					
1 month	Taxable	C	per person	42.90	<b>44.20</b>
3 months	Taxable	C	per person	122.50	<b>126.20</b>
6 months	Taxable	C	per person	233.20	<b>240.20</b>
12 months	Taxable	C	per person	444.20	<b>457.55</b>
<b>Direct debit memberships - fortnightly debit</b>					
Full price - fortnightly direct debit	Taxable	C	per fortnight	31.10	<b>32.05</b>
Concession - fortnightly direct debit (30% discount)	Taxable	C	per fortnight	21.80	<b>22.45</b>
Boomers / phit / access direct debit	Taxable	C	per fortnight	17.20	<b>17.70</b>
<b>Casual rates</b>					
Swim/Spa/Sauna	Taxable	C	per person	4.70	<b>4.85</b>
Swim/Spa/Sauna concession	Taxable	C	per person	3.30	<b>3.40</b>
Family swim	Taxable	C	per person	12.20	<b>12.55</b>
Child swim >5yr	Taxable	C	per person	2.80	<b>2.90</b>
Group fitness	Taxable	C	per person	10.60	<b>10.90</b>
Group fitness concession	Taxable	C	per person	7.40	<b>7.65</b>
Gym adult	Taxable	C	per person	15.40	<b>15.40</b>
Gym concession	Taxable	C	per person	10.80	<b>10.80</b>
Boomers group fitness	Taxable	C	per person	6.60	<b>6.80</b>
Badminton	Taxable	C	per person	6.60	<b>6.80</b>
Indoor bowls	Taxable	C	per person	3.40	<b>3.50</b>
<b>Direct Debit Learn to Swim</b>					
Learn to swim 30 minutes - fortnightly direct debit	GST free	C	per fortnight	18.20	<b>19.30</b>
Child pre-school (non parent) - fortnightly direct debit	GST free	C	per fortnight	22.70	<b>24.05</b>

<b>BANYULE CITY COUNCIL</b>			<b>Frequency /</b>	<b>Fees &amp;</b>	<b>Fees &amp;</b>
<b>FEES &amp; CHARGES INCOME</b>	<b>GST</b>	<b>Council (C)/</b>	<b>Weight /</b>	<b>Charges</b>	<b>Charges</b>
<b>2018/19</b>		<b>Statutory (S)</b>	<b>Size</b>	<b>2017/18</b>	<b>2018/19</b>
<b>(Directorate)</b>				<b>\$</b>	<b>\$</b>
<b>Term fee</b>					
Learn to swim - 30-60 minutes	GST free	C	per lesson	10.90	11.55
Learn to swim - 30-60 minutes concession	GST free	C	per lesson	9.80	10.35
Child pre-school (non parent)	GST free	C	per lesson	13.60	14.40
Child pre-school (non parent) concession	GST free	C	per lesson	10.20	10.80
Pay as you go water babies	GST free	C	per lesson	9.20	9.75
Adult learn to swim casual concession	GST free	C	per lesson	10.20	10.80
Adult learn to swim - casual	GST free	C	per lesson	15.80	16.75
Squad	Taxable	C	per lesson	9.20	9.75
Squad concession (10%)	Taxable	C	per lesson	8.30	8.80
Specialised swimming	GST free	C	per lesson	18.80	20.80
Private swim lesson 1-4 people	GST free	C	per lesson	82.40	87.35
School groups instructor - per instructor	GST free	C	per 45 minutes	34.10	39.75
Lane hire regular fee	Taxable	C	per lane/hourly	17.20	17.80
Lane hire casual fee	Taxable	C	per lane/hourly	23.20	23.80
<b>Multi visit saver cards</b>					
10 pass badminton	Taxable	C	10 pass	59.40	61.20
20 pass aquatics	Taxable	C	20 pass	84.60	87.15
20 pass aquatics concession	Taxable	C	20 pass	59.40	61.20
20 pass complete package	Taxable	C	20 pass	277.20	285.50
20 pass complete package concession	Taxable	C	20 pass	194.40	200.25
10 pass-Boomers group fitness	Taxable	C	10 pass	59.40	61.20
<b>Personal training</b>					
Personal Training - Induction 3 Pack	Taxable	C	30 Min	108.00	99.00
30 minute results pack - 10 sessions	Taxable	C	30 Min	432.00	444.95
30 minute results pack - 10 sessions (non-member)	Taxable	C	30 Min	480.00	494.40
60 minute results pack - 10 sessions	Taxable	C	60 Min	691.20	711.95
60 minute results pack - 10 sessions (non-member)	Taxable	C	60 Min	768.00	791.05

BANYULE CITY COUNCIL FEES & CHARGES INCOME 2018/19 (Directorate)			GST	Council (C)/ Statutory (S)	Frequency / Weight / Size	Fees & Charges 2017/18 \$	Fees & Charges 2018/19 \$
<b>Direct debit personal training (no min term)</b>							
Weekly direct debit - 30 minute	Taxable	C		30 Min		59.20	<b>59.20</b>
Weekly direct debit - 60 minute	Taxable	C		60 Min		85.00	<b>85.00</b>
<b>Room hire fees</b>							
Full centre hire	Taxable	C		per 3 hours		611.90	<b>630.25</b>
<b>Court hire fees</b>							
Olympic indoor Peak	Taxable	C		per court per hour		42.60	<b>43.90</b>
Olympic indoor Off Peak	Taxable	C		per court per hour		31.95	<b>32.90</b>
Badminton	Taxable	C		per court per hour		20.00	<b>20.60</b>
OVPS casual user	Taxable	C		per court per hour		56.80	<b>58.50</b>
OVPS regular user	Taxable	C		per court per hour		48.30	<b>49.75</b>
Room hire fees	Taxable	C		various		Various	<b>Various</b>
<b>Basketball</b>							
Merchandise	Taxable	C		various		Various	<b>Various</b>
Kiosk	Taxable	C		various		Various	<b>Various</b>
Programmes	Taxable	C		various		Various	<b>Various</b>
<b>Banyule Netball Stadium</b>							
<b>Court hire fees</b>							
Casual user	Taxable	C		per court		56.80	<b>58.50</b>
Regular user	Taxable	C		per court		48.30	<b>49.75</b>
Regular user outdoor court	Taxable	C		per court		24.10	<b>24.80</b>
Casual use outdoor court	Taxable	C		per court		28.40	<b>29.25</b>
Off peak court hire (10am - 3pm week days)	Taxable	C		per court		39.80	<b>41.00</b>
Boomers	Taxable	C		per visit		10.80	<b>11.10</b>
<b>Room hire</b>							
<b>Upper room</b>							
Community regular	Taxable	C		per hour		37.30	<b>38.40</b>
Community casual	Taxable	C		per hour		41.80	<b>43.05</b>
Private regular	Taxable	C		per hour		41.80	<b>43.05</b>

<b>BANYULE CITY COUNCIL FEES &amp; CHARGES INCOME 2018/19 (Directorate)</b>	<b>GST</b>	<b>Council (C)/ Statutory (S)</b>	<b>Frequency / Weight / Size</b>	<b>Fees &amp; Charges 2017/18 \$</b>	<b>Fees &amp; Charges 2018/19 \$</b>
Private casual	Taxable	C	per hour	45.50	<b>46.85</b>
<b>Lower room</b>					
Community regular	Taxable	C	per hour	26.20	<b>27.00</b>
Community casual	Taxable	C	per hour	32.00	<b>33.00</b>
Private regular	Taxable	C	per hour	32.00	<b>33.00</b>
Private casual	Taxable	C	per hour	37.50	<b>38.65</b>
<b>Mezzanine floor</b>					
Community regular	Taxable	C	per hour	31.00	<b>31.95</b>
Community casual	Taxable	C	per hour	36.30	<b>37.40</b>
Private regular	Taxable	C	per hour	37.50	<b>38.65</b>
Private casual	Taxable	C	per hour	42.20	<b>43.50</b>
Programmes	Taxable	C	various	Various	<b>Various</b>
<b>WaterMarc memberships</b>					
Joining fee	Taxable	C	once	199.00	<b>199.00</b>
Full Access - 12 months paid in full	Taxable	C	12 months	1,270.00	<b>1,310.00</b>
Full Access - 12 months paid in full concession	Taxable	C	12 months	995.00	<b>1,025.00</b>
Full Access - 12 months weekly direct debit	Taxable	C	per week	26.50	<b>27.30</b>
Full Access - No commitment weekly direct debit	Taxable	C	per week	29.50	<b>30.40</b>
Full Access - 12 months weekly direct debit concession	Taxable	C	per week	21.00	<b>21.70</b>
Full Access - No commitment weekly direct debit concession	Taxable	C	per week	23.60	<b>24.50</b>
Aquatic Access - 12 months paid in full	Taxable	C	12 months	695.00	<b>716.00</b>
Aquatic Access - 12 months paid in pull concession	Taxable	C	12 months	556.00	<b>573.00</b>
Aquatic Access - 12 months weekly direct debit	Taxable	C	per week	14.00	<b>14.50</b>
Aquatic Access - No commitment weekly direct debit	Taxable	C	per week	15.50	<b>16.00</b>
Aquatic Access - 12 months weekly direct debit concession	Taxable	C	per week	11.20	<b>11.60</b>
Aquatic Access - No commitment weekly direct debit concession	Taxable	C	per week	12.40	<b>12.80</b>
Full Access - Senior - 12 month weekly direct debit	Taxable	C	per week	13.50	<b>13.95</b>

<b>BANYULE CITY COUNCIL FEES &amp; CHARGES INCOME 2018/19 (Directorate)</b>	<b>GST</b>	<b>Council (C)/ Statutory (S)</b>	<b>Frequency / Weight / Size</b>	<b>Fees &amp; Charges 2017/18 \$</b>	<b>Fees &amp; Charges 2018/19 \$</b>
Full Access - Senior - No commitment weekly direct debit	Taxable	C	per week	15.00	<b>15.50</b>
Full Access - Senior - 12 months paid in full	Taxable	C	12 months	715.00	<b>737.00</b>
Full Access - Teen - 12 months weekly direct debit	Taxable	C	per week	13.50	<b>13.95</b>
Full Access - Teen - No commitment weekly direct debit	Taxable	C	per week	14.50	<b>15.00</b>
Full Access - Teen - 12 months paid in full	Taxable	C	12 months	715.00	<b>737.00</b>
Full Access - Partner Health 12 month weekly direct debit (minimum 10 people)	Taxable	C	per week	22.00	<b>22.50</b>
Full Access - Partner Health no commitment weekly direct debit (minimum 10 people)	Taxable	C	per week	25.00	<b>25.60</b>
Full Access - Partner Health 12 month weekly direct debit (minimum 50 people)	Taxable	C	per week	18.50	<b>19.00</b>
Full Access - Partner Health no commitment weekly direct debit (minimum 50 people)	Taxable	C	per week	21.50	<b>22.00</b>
<b>Family membership:</b>					
Full Access - Family 12 month direct debit (minimum 2 people)	Taxable	C	per person per week	23.50	<b>24.30</b>
Full Access - Family no commitment direct debit (minimum 2 people)	Taxable	C	per person per week	26.50	<b>27.30</b>
<b>Personal training:</b>					
PT 1 on 1 - 30 minute session - weekly direct debit	Taxable	C	30 Min	55.00	<b>57.00</b>
PT 1 on 1 - 60 minute session - weekly direct debit	Taxable	C	60 Min	66.00	<b>68.00</b>
PT 2 on 1 - 30 minute session - weekly direct debit	Taxable	C	30 Min	70.75	<b>73.00</b>
PT 2 on 1 - 60 minute session - weekly direct debit	Taxable	C	60 Min	94.85	<b>98.00</b>
<b>Aquatics: casual fees</b>					
<b>Standard without waterslide</b>					
Adult	Taxable	C	per visit	7.60	<b>7.80</b>
Concession	Taxable	C	per visit	6.00	<b>6.15</b>
Child	Taxable	C	per visit	5.80	<b>5.90</b>
Family	Taxable	C	per visit	23.50	<b>24.00</b>

<b>BANYULE CITY COUNCIL FEES &amp; CHARGES INCOME 2018/19 (Directorate)</b>	<b>GST</b>	<b>Council (C)/ Statutory (S)</b>	<b>Frequency / Weight / Size</b>	<b>Fees &amp; Charges 2017/18 \$</b>	<b>Fees &amp; Charges 2018/19 \$</b>
Adult 20 visit pass	Taxable	C	per 20 pass	137.00	140.00
Concession 20 visit pass	Taxable	C	per 20 pass	110.00	112.50
Child 20 visit pass	Taxable	C	per 20 pass	105.00	107.40
Supervising adult	Taxable	C	per visit	3.00	3.00
<b>With waterslide</b>					
Adult	Taxable	C	per visit	17.50	17.90
Concession	Taxable	C	per visit	14.00	14.30
Child	Taxable	C	per visit	13.00	13.30
Family	Taxable	C	per visit	52.00	53.20
Swim or Member Upgrade to Waterslide Adult	Taxable	C	per visit	9.90	10.20
Swim or Member Upgrade to Waterslide Concession	Taxable	C	per visit	8.00	8.30
Swim or Member Upgrade to Waterslide Child	Taxable	C	per visit	7.20	7.50
Single slide	Taxable	C	per visit	4.80	5.00
<b>Spa/Sauna/Steam</b>					
Adult	Taxable	C	per visit	13.00	13.40
Concession	Taxable	C	per visit	10.45	10.80
Adult 20 visit pass	Taxable	C	per 20 visit	235.00	242.00
Concession 20 visit pass	Taxable	C	per 20 visit	187.00	194.00
<b>Aquatic education: per lesson</b>					
Child learn to swim	Taxable	C	per lesson	17.50	17.90
Child pre-school (non parent)	Taxable	C	per lesson	17.50	17.90
Adult learn to swim	Taxable	C	per lesson	19.50	19.95
Child learn to swim/preschool 3rd child	Taxable	C	per lesson	15.75	16.10
School learn to swim - 1:6 ratio	Taxable	C	per child per lesson	11.30	11.55
School learn to swim - 1:8 ratio	Taxable	C	per child per lesson	9.20	9.40
School learn to swim - 1:10 ratio	Taxable	C	per child per lesson	8.10	8.30
School learn to swim - 1:12 ratio	Taxable	C	per child per lesson	7.40	7.60
<b>Pool hire</b>					
50m lane hire per hour (casual)	Taxable	C	per hour	108.00	112.00
25m lane hire per hour (casual)	Taxable	C	per hour	78.00	80.50

<b>BANYULE CITY COUNCIL FEES &amp; CHARGES INCOME 2018/19 (Directorate)</b>	<b>GST</b>	<b>Council (C)/ Statutory (S)</b>	<b>Frequency / Weight / Size</b>	<b>Fees &amp; Charges 2017/18 \$</b>	<b>Fees &amp; Charges 2018/19 \$</b>
1/3 Warm Water Program Pool Hire - Commercial	Taxable	C	per hour	72.00	74.20
1/3 Warm Water Program Pool Hire - Community	Taxable	C	per hour	37.00	38.00
Full pool use - 50 metre - Community/Schools	Taxable	C	per hour	360.00	375.00
Swim Club rate- 50m - Peak- all inclusive	Taxable	C	per hour	-	56.90
Swim Club rate- 25m - Peak- all inclusive	Taxable	C	per hour	-	49.20
Swim Club rate- 50m - Off Peak- all inclusive	Taxable	C	per hour	-	53.80
Swim Club rate- 25m - Off Peak- all inclusive	Taxable	C	per hour	-	47.30
<b>Health &amp; fitness</b>					
Group fitness	Taxable	C	per class	17.00	17.50
Group fitness concession	Taxable	C	per class	13.60	14.00
Casual gym visit	Taxable	C	per class	25.00	26.00
Casual gym visit concession	Taxable	C	per class	20.00	21.00
Group fitness 20 visit pass	Taxable	C	per 20 pass	310.00	320.00
Group fitness concession 20 visit pass	Taxable	C	per 20 pass	250.00	259.00
<b>Room hire</b>					
Occasional care room	Taxable	C	per hire	80.00	83.00
Wellbeing Studio	Taxable	C	per hire	103.00	107.00
Party room	Taxable	C	per hire	53.50	56.00
Meeting Rooms	Taxable	C	per hire	36.50	38.00
2 Meeting Rooms	Taxable	C	per hire	71.00	74.00
3 Meeting Rooms	Taxable	C	per hire	105.00	109.00
Group Fitness Studios	Taxable	C	per hire	123.00	127.00
<b>Creche &amp; occasional care room</b>					
Childcare 1 Child 90min Casual	Taxable	C	90 mins	9.30	9.50
Childcare 2 Children 90min Casual	Taxable	C	90 mins	11.60	11.85
Occasional Care 1 Child 90min Casual	Taxable	C	90 mins	21.10	21.60
Occasional Care 2 Child 90min Casual	Taxable	C	90 mins	26.65	27.30
Childcare 1 Child Per Additional 30mins Casual	Taxable	C	30 mins	3.10	3.20
Childcare 2 Children Per Additional 30mins Casual	Taxable	C	30 mins	3.85	3.95



<b>BANYULE CITY COUNCIL</b>			Frequency /	Fees &	Fees &
<b>FEES &amp; CHARGES INCOME</b>	<b>GST</b>	<b>Council (C)/</b>	<b>Weight /</b>	<b>Charges</b>	<b>Charges</b>
<b>2018/19</b>		<b>Statutory (S)</b>	<b>Size</b>	<b>2017/18</b>	<b>2018/19</b>
<b>(Directorate)</b>				<b>\$</b>	<b>\$</b>
Occasional Care 1 child Per Additional 30mins Casual	Taxable	C	30 mins	7.00	7.20
Occasional Care 2 children Per Additional 30mins Casual	Taxable	C	30 mins	8.90	9.10
Childcare 1 Child 90min Credit Pass	Taxable	C	90 mins	8.35	8.55
Childcare 2 Children 90min Credit Pass	Taxable	C	90 mins	10.40	10.65
Occasional Care 1 Child 90min Credit Pass	Taxable	C	90 mins	18.95	19.40
Occasional Care 2 Child 90min Credit Pass	Taxable	C	90 mins	23.55	24.10
Childcare 1 Child Per Additional 30mins Credit Pass	Taxable	C	30 mins	2.80	2.90
Childcare 2 Children Per Additional 30mins Credit Pass	Taxable	C	30 mins	3.45	3.55
Occasional Care 1 child Per Additional 30mins Credit Pass	Taxable	C	30 mins	6.30	6.50
Occasional Care 2 children Per Additional 30mins Credit Pass	Taxable	C	30 mins	7.85	8.05
<b>Programs</b>					
Locker hire	Taxable	C	per hire	4.00	4.00
Birthday parties per child - min 12 children	Taxable	C	per child	28.70	29.50
<b>One Flintoff Room Hire</b>					
All Rooms- Ibbott, Hawdon, Olympia, Bakewell, Beale, Griffin, Grimshaw					
Internal user - room hire	Taxable	C	per hour	N/A	N/A
Internal user - set up/pack up	Taxable	C	per hire	40.00	50.00
Internal user - administration fee	Taxable	C	per hire	N/A	N/A
Community user - room hire 1	Taxable	C	per hour	-	25.00
Community user - room hire 2 rooms	Taxable	C	per hour	-	45.00
Community user - room hire 3 rooms	Taxable	C	per hour	-	65.00
Community user - set up/pack up	Taxable	C	per hire	40.00	50.00
Community user - administration fee/Cancellation	Taxable	C	per hire	50.00	50.00
Commercial user - room hire	Taxable	C	per hour	42.00	42.00
Commercial user - room hire 2 rooms	Taxable	C	per hour	-	75.00
Commercial user - room hire 3 rooms	Taxable	C	per hour	-	110.00
Commercial user - set up/pack up	Taxable	C	per hire	40.00	50.00

<b>BANYULE CITY COUNCIL</b>			<b>Frequency /</b>	<b>Fees &amp;</b>	<b>Fees &amp;</b>
<b>FEES &amp; CHARGES INCOME</b>	<b>GST</b>	<b>Council (C)/</b>	<b>Weight /</b>	<b>Charges</b>	<b>Charges</b>
<b>2018/19</b>		<b>Statutory (S)</b>	<b>Size</b>	<b>2017/18</b>	<b>2018/19</b>
<b>(Directorate)</b>				<b>\$</b>	<b>\$</b>
Commercial user - administration fee	Taxable	C	per hire	50.00	50.00
<b>HEALTH &amp; AGED SERVICES</b>					
<b>Home Care</b>					
Home Care/Domestic Assistance - low fee range	GST free	C	per hour	8.00	8.50
Home Care/Domestic Assistance - medium fee range	GST free	C	per hour	16.00	17.00
Home Care/Domestic Assistance - high fee range	GST free	C	per hour	48.00	51.00
Respite Care/Flexible Respite - low fee range	GST free	C	per hour	8.00	8.50
Respite Care/Flexible Respite - medium fee range	GST free	C	per hour	16.00	17.00
Respite Care/Flexible Respite - high fee range	GST free	C	per hour	48.00	51.00
Personal Care - low fee range	GST free	C	per hour	4.00	6.00
Personal Care - medium fee range	GST free	C	per hour	16.00	17.00
Personal Care - high fee range	GST free	C	per hour	48.00	51.00
Delivered Meals - low fee range	GST free	C	per meal	8.00	8.50
Delivered Meals - medium fee range	GST free	C	per meal	16.00	17.00
Delivered Meals - high fee range	GST free	C	per meal	32.00	34.00
Property Maintenance/Home Maintenance - low fee range	GST free	C	per hour	16.00	17.00
Property Maintenance/Home Maintenance - medium fee range	GST free	C	per hour	24.00	25.50
Property Maintenance/Home Maintenance - high fee range	GST free	C	per hour	64.00	68.00
Social Support - low fee range	GST free	C	per session	18.00	19.00
Social Support - medium fee range	GST free	C	per session	24.00	25.50
Social Support - high fee range	GST free	C	per session	64.00	67.50
<b>Full cost recovery</b>					
Personal Care	Taxable	C	per hour	72.00	74.00
Respite Care/Flexible Respite	Taxable	C	per hour	72.00	74.00
Home Care/Domestic Assistance	Taxable	C	per hour	72.00	74.00
Property Maintenance/Home Maintenance	Taxable	C	per hour	120.00	122.50

<b>BANYULE CITY COUNCIL FEES &amp; CHARGES INCOME 2018/19 (Directorate)</b>	<b>GST</b>	<b>Council (C)/ Statutory (S)</b>	<b>Frequency / Weight / Size</b>	<b>Fees &amp; Charges 2017/18 \$</b>	<b>Fees &amp; Charges 2018/19 \$</b>
Property maintenance - materials charge	Taxable	C		Quote	Quote
Property maintenance - tip fee charge	Taxable	C		Quote	Quote
Delivered Meals	Taxable	C	per meal	32.00	32.80
Social Support (Planned Activity Group)	Taxable	C	per session	96.00	102.00
Social Support plus transport	Taxable	C	per session	120.00	128.00
<b>*Special consideration fees may apply with individual assessment</b>					
<b>Food premises (part6 div3)</b>					
<b>Commercial operator: Registration fees for 12 months</b>					
Class 1 premises - 3rd party audited	Exempt	C	per year	533.00	545.00
Class 2 premises - 3rd party audited	Exempt	C	per year	533.00	545.00
Class 2 premises - template fsp	Exempt	C	per year	754.00	770.00
Class 3 premises - limited processes.	Exempt	C	per year	505.00	516.00
Class 4 premises - notification only	Exempt	C	per year	N/A	N/A
Where more than 5 persons employed for each person each person in excess of 5	Exempt	C	per year	10% of the base (\$533) fee	10% of the base (\$545) fee
<b>Community group operator: Registration fees for 12 months</b>					
Class 1 premises - 3rd party audited	Exempt	C	per year	156.00	160.00
Class 2 premises - 3rd party audited	Exempt	C	per year	156.00	160.00
Class 2 premises - template fsp	Exempt	C	per year	230.00	236.00
Class 3 premises - limited processes.	Exempt	C	per year	200.00	205.00
Class 4 premises - notification only	Exempt	C	per year	N/A	N/A
Where the community group operated premises only operates for 6 calendar months of the year e.g. cricket/football clubs	Exempt	C	per year	50% of the classification fee	50% of the classification fee
Where a proprietor holds more than 1 registration at the same premises	Exempt	C	per year	50% of 2nd total fee	50% of 2nd total fee
Where a proprietor holds a fixed premises registration and operates a portable food premises 50% fee of the risk classification applies to the consecutive registrations	Exempt	C	per year	-	50% of the classification fee
Where a proprietor holds a fixed premises notification and operates a portable food premises the full portable fee for that risk classification applies.	Exempt	C	per year	-	100% of classification fee (portable)

<b>BANYULE CITY COUNCIL</b>			<b>Frequency /</b>	<b>Fees &amp;</b>	<b>Fees &amp;</b>
<b>FEES &amp; CHARGES INCOME</b>	<b>GST</b>	<b>Council (C)/</b>	<b>Weight /</b>	<b>Charges</b>	<b>Charges</b>
<b>2018/19</b>		<b>Statutory (S)</b>	<b>Size</b>	<b>2017/18</b>	<b>2018/19</b>
<b>(Directorate)</b>				<b>\$</b>	<b>\$</b>
Where a non-statutory inspection and report has been conducted (on an unregistered premises) and premises deemed compliant the applicable fee will be deducted from the initial registration fee.	Exempt	C	when required	N/A	N/A
<b>'Portable' food premises (Part 6 div 4) - state wide registration</b>					
<b>Temporary food premises</b>					
<b>Commercial operator: Registration fees for 12 months</b>					
Class 1 premises	Exempt	C	per year	270.00	<b>276.00</b>
Class 2 premises	Exempt	C	per year	392.00	<b>400.00</b>
Class 3 premises	Exempt	C	per year	270.00	<b>276.00</b>
Class 4 premises - notification only	Exempt	C	per year	N/A	<b>N/A</b>
Where the commercial/community group operator requests the registration for a period of less than 1 year to operate on a short-term basis (e.g. only operates for 1 event like a community festival)	Exempt	C	per year	25% of the classification fee (portable)	<b>25% of the classification fee (portable)</b>
<b>Community group operator: Registration fees for 12 months</b>					
Class 1 premises	Exempt	C	per year	84.00	<b>86.00</b>
Class 2 premises	Exempt	C	per year	118.00	<b>121.00</b>
Class 3 premises	Exempt	C	per year	79.00	<b>80.00</b>
Class 4 premises - notification only	Exempt	C	per year	N/A	<b>N/A</b>
<b>Mobile food premises:-</b>					
<b>Commercial operator: Registration fees for 12 months</b>					
Class 1 premises - 3rd party audited	Exempt	C	per year	533.00	<b>545.00</b>
Class 2 premises - 3rd party audited	Exempt	C	per year	533.00	<b>545.00</b>
Class 2 premises - template fsp	Exempt	C	per year	754.00	<b>770.00</b>
Class 3 premises - limited processes.	Exempt	C	per year	505.00	<b>516.00</b>
Class 4 premises - notification only	Exempt	C	per year	N/A	<b>N/A</b>
<b>Community group operator: Registration fees for 12 months</b>					
Class 1 premises - 3rd party audited	Exempt	C	per year	156.00	<b>160.00</b>
Class 2 premises - 3rd party audited	Exempt	C	per year	156.00	<b>160.00</b>

<b>BANYULE CITY COUNCIL FEES &amp; CHARGES INCOME 2018/19 (Directorate)</b>	<b>GST</b>	<b>Council (C)/ Statutory (S)</b>	<b>Frequency / Weight / Size</b>	<b>Fees &amp; Charges 2017/18 \$</b>	<b>Fees &amp; Charges 2018/19 \$</b>
Class 2 premises - template fsp	Exempt	C	per year	230.00	<b>235.00</b>
Class 3 premises - limited processes.	Exempt	C	per year	200.00	<b>205.00</b>
Class 4 premises - notification only	Exempt	C	per year	N/A	<b>N/A</b>
<b>Vending machines:-</b>					
<b>Commercial Operator: Registration fees for 12 months</b>					
Class 2 premises	Exempt	C	per year	110.00	<b>112.00</b>
Class 3 premises	Exempt	C	per year	90.00	<b>92.00</b>
Class 4 premises - notification only	Exempt	C	per year	N/A	<b>N/A</b>
<b>Community group operator: Registration fees for 12 months</b>					
Class 2 premises	Exempt	C	per year	45.00	<b>46.00</b>
Class 3 premises	Exempt	C	per year	34.00	<b>35.00</b>
Class 4 premises - notification only	Exempt	C	per year	N/A	<b>N/A</b>
Where a proprietor has a number of components (e.g. more than one food vending machine) for each additional component	Exempt	C	per year	50% of classification fee	<b>50% of classification fee</b>
<b>Other fees (food premises)</b>					
Transfer of food act registration (includes transfer inspection)	Exempt	C	when transferred	50% of that premises' annual registration fee (not applied during renewal periods)	<b>50% of that premises' annual registration fee (not applied during renewal periods)</b>
Plans submission for food act assessment & preregistration inspection	Exempt	C	when requested	225.00	<b>230.00</b>
Additional assessment fee (follow up of non-compliances)	Exempt	C	when required	160.00	<b>164.00</b>
Request for an inspection of registered premises prior to purchase (e.g. solicitor/pre purchase inspection) within 5 working days	Taxable	C	when requested	268.00	<b>274.00</b>
Request for an inspection of registered premises prior to purchase (e.g. solicitor/pre purchase inspection) within 10 working days	Taxable	C	when requested	175.00	<b>180.00</b>
Request/requirement for non-statutory inspection & report (unregistered premises)	Taxable	C	when requested	196.00	<b>200.00</b>

<b>BANYULE CITY COUNCIL</b>			Frequency /	Fees &	Fees &
<b>FEES &amp; CHARGES INCOME</b>	<b>GST</b>	<b>Council (C)/</b>	<b>Weight /</b>	<b>Charges</b>	<b>Charges</b>
<b>2018/19</b>		<b>Statutory (S)</b>	<b>Size</b>	<b>2017/18</b>	<b>2018/19</b>
<b>(Directorate)</b>				<b>\$</b>	<b>\$</b>
<b>Public health and wellbeing act premises</b>					
Hairdressing premises (New premises only)	Exempt	C	per year	205.00	<b>210.00</b>
Ear piercing premises	Exempt	C	per year	203.00	<b>208.00</b>
Beauty premises	Exempt	C	per year	203.00	<b>208.00</b>
Skin penetration (incl Tattooing, Body Piercing, Electrolysis etc (excludes ear piercing))	Exempt	C	per year	293.00	<b>300.00</b>
Colonic irrigation premises	Exempt	C	per year	293.00	<b>300.00</b>
Prescribed accommodation premises (up to 20 beds) (excluding rooming houses)	Exempt	C	per year	293.00	<b>300.00</b>
Every additional bed thereafter	Exempt	C	per year	4.00	<b>4.00</b>
Prescribed accommodation premises (rooming house)	Exempt	C	per year	340.00	<b>348.00</b>
Where a proprietor conducts more than one activity at the same premises	Exempt	C	per year	The highest risk classification as base fee plus 50% of extra activity	<b>The highest risk classification as base fee plus 50% for each consecutive activity</b>
Where a public health and wellbeing act registered premises holds a Food Act registration	Exempt	C	per year	Food Act Registration fee will be 50%	<b>Full Food Act Registration fee will apply</b>
Where a non-statutory inspection and report has been conducted (unregistered premises) and premises deemed compliant the applicable fee will be deducted from the initial registration fee.	Exempt	C	when required	N/A	<b>N/A</b>
<b>Other fees &amp; additional services (Public Health and Wellbeing Act premises)</b>					
Transfer of public health and wellbeing act registration	Exempt	C	when transferred	50% of that premises' annual registration fee (not applied during renewal periods)	<b>50% of that premises' annual registration fee (not applied during renewal periods)</b>
Plans submission for public health and wellbeing assessment and pre-registration inspections (beauty and other treatment premises)	Exempt	C	when requested	180.00	<b>184.00</b>

<b>BANYULE CITY COUNCIL FEES &amp; CHARGES INCOME 2018/19 (Directorate)</b>	<b>GST</b>	<b>Council (C)/ Statutory (S)</b>	<b>Frequency / Weight / Size</b>	<b>Fees &amp; Charges 2017/18 \$</b>	<b>Fees &amp; Charges 2018/19 \$</b>
Mandatory plans submission for public health and wellbeing assessment & preregistration inspections (prescribed accommodation)	Exempt	C	when required	312.00	<b>320.00</b>
Mandatory plans submission for public health and wellbeing assessment & preregistration inspections (rooming houses only)	Exempt	C	when required	385.00	<b>394.00</b>
Request for an inspection of registered premises prior to purchase (e.g. solicitor/pre purchase inspection) within 5 working days	Taxable	C	when requested	242.00	<b>248.00</b>
Request for an inspection of registered premises prior to purchase (e.g. solicitor/pre purchase inspection) within 10 working days	Taxable	C	when requested	158.00	<b>162.00</b>
Request/requirement for non-statutory inspection & report (unregistered premises)	Taxable	C	when requested	160.00	<b>164.00</b>
<b>Immunisation</b>					
Sale of vaccines - commercial	Taxable	C	per vaccine	Purchase Price + \$19.50 oncost (rounded)	<b>Purchase Price + \$20.00 oncost (rounded)</b>
Onsite visit for commercial vaccinations surcharge (where applicable)	Taxable	C	per visit	A surcharge of \$25 per person less than 20 clients total	<b>A surcharge of \$29 per person less than 20 clients total (cost of vaccine plus oncost)</b>
Sale of vaccines - public	Taxable	C	per vaccine	Purchase Price + \$19.50 oncost (rounded)	<b>Purchase Price + \$20.00 oncost (rounded)</b>
<b>Domestic waste water management (septics)</b>					
Permit to install a septic tank system	Exempt	C	when requested	370.00	<b>378.00</b>
Permit to alter an existing septic tank system	Exempt	C	when requested	320.00	<b>324.00</b>
<b>Administration</b>					
Record recovery/refund process and associated administrative tasks	Exempt	C	when required	32.00	<b>32.00</b>

<b>BANYULE CITY COUNCIL</b>			Frequency /	Fees &	Fees &
<b>FEES &amp; CHARGES INCOME</b>	<b>GST</b>	<b>Council (C)/</b>	<b>Weight /</b>	<b>Charges</b>	<b>Charges</b>
<b>2018/19</b>		<b>Statutory (S)</b>	<b>Size</b>	<b>2017/18</b>	<b>2018/19</b>
<b>(Directorate)</b>				<b>\$</b>	<b>\$</b>
<b>YOUTH &amp; FAMILY SERVICES</b>					
<b>Jets Studios</b>					
Studio Room Hire-Basic (PA system & 2 mics)	Taxable	C	4 hours	25.00	25.00
Studio Room Hire-with backline (Basic + amps, keyboard, CD.DJ)	Taxable	C	4 hours	40.00	40.00
Studio Room Hire-deluxe (Basic+Backline+guitars, drumsticks)	Taxable	C	4 hours	50.00	50.00
Recording studio (per hour) - min 3.5hr session	Taxable	C	per hour	55.00	55.00
PA hire small (1 staff + trainee) - community	Taxable	C	per hour	55.00	55.00
PA hire large (2 staff + trainee) - community	Taxable	C	per hour	110.00	110.00
PA hire small (1 staff + trainee) - commercial	Taxable	C	per hour	82.50	82.50
PA hire large (2 staff + trainee) - commercial	Taxable	C	per hour	155.00	155.00
Room Hire Facilitated - any room/gear + Jets staff member. Includes: rehearsal room with your choice of gear, computer lab, recording studio, or PD training ~ min 3.5hr session	Taxable	C	per hour	55.00	55.00
<b>Volunteers awards &amp; thank you function</b>					
Ticket to function - subsidised	Taxable	C	per ticket	15.00	15.00
<b>Pre schools</b>					
<b>Olympic Village</b>					
Full fee paying	GST free	C	per term	466.50	480.50
<b>Audrey Brooks</b>					
Full fee paying	GST free	C	per term	466.50	480.50
3 year old kindergarten	GST free	C	per term	348.50	359.00
<b>Pre-school enrolments</b>					
Enrolment fee	GST free	C	Yearly	33.00	34.00
<b>Child care</b>					
<b>Joyce Avenue &amp; St Hellier Street</b>					
Full time per week	GST free	C	per week	487.00	502.00
Per day	GST free	C	per day	112.00	115.50
<b>Morobe Street</b>					
Full time per week	GST free	C	per week	432.50	445.50



<b>BANYULE CITY COUNCIL FEES &amp; CHARGES INCOME 2018/19 (Directorate)</b>	<b>GST</b>	<b>Council (C)/ Statutory (S)</b>	<b>Frequency / Weight / Size</b>	<b>Fees &amp; Charges 2017/18 \$</b>	<b>Fees &amp; Charges 2018/19 \$</b>
Per day	GST free	C	per day	97.50	100.50
<b>Children's services community centres</b>					
Montmorency children's centre	Taxable	C	per Weekday AM session	45.00	45.00
Montmorency children's centre	Taxable	C	per Weekday PM session	40.00	40.00
Montmorency children's centre	Taxable	C	per hour Widely evenings	15.00	15.00
Montmorency children's centre	Taxable	C	per hour Saturday	18.00	18.00
68 Macorna Street, Watsonia North	Taxable	C	per hour	25.60	25.60
56 Gabonia Avenue, Watsonia	Taxable	C	quarterly	2,788.00	2,788.00
7 Cameron Parade, Bundoora	Taxable	C	quarterly	1,400.00	1,400.00
<b>CITY DEVELOPMENT</b>					
<b>URBAN PLANNING &amp; BUILDING</b>					
<b>Planning Services</b>					
<b>Procedural applications</b>					
Amendments under Secondary Consent - minor applications	Exempt	C	per application	350.00	360.00
Amendments under Secondary Consent - major applications	Exempt	C	per application	600.00	620.00
Requests for extension of time on planning permits (first request)	Exempt	C	per application	350.00	360.00
Requests for extension of time on planning permits (second and subsequent requests)	Exempt	C	per application	425.00	440.00
Request for consent under Section 173 Agreement	Exempt	C	per application	425.00	440.00
<b>Advertising planning permit application</b>					
Fixed rate for installation of up to two signs on site and notices to up to 12 adjoining properties	Exempt	C	per application	422.50	440.00
Per owner or occupier	Exempt	C	per property notified	14.75	15.50
Notification signage	Exempt	C	per first sign per application	180.00	185.00
Per additional notification sign	Exempt	C	per additional sign per application	22.50	23.50

<b>BANYULE CITY COUNCIL FEES &amp; CHARGES INCOME 2018/19 (Directorate)</b>	<b>GST</b>	<b>Council (C)/ Statutory (S)</b>	<b>Frequency / Weight / Size</b>	<b>Fees &amp; Charges 2017/18 \$</b>	<b>Fees &amp; Charges 2018/19 \$</b>
Notice in local paper	Exempt	C	per application	Cost recovery + 10% administration fee	Cost recovery + 10% administration fee
<b>Planning advice</b>					
Property Information Request	Exempt	C	per application	125.00	<b>130.00</b>
Pre-application advice for minor applications (by written correspondence)	Taxable	C	per application	125.00	<b>130.00</b>
Pre-application advice for major applications (by written correspondence)	Taxable	C	per application	250.00	<b>260.00</b>
(Optional) Pre-application meeting (in conjunction with written advice)	Taxable	C	per application	125.00	<b>130.00</b>
(Optional) Subsequent pre-application advice (by written correspondence)	Taxable	C	per application	125.00	<b>125.00</b>
<b>Administrative fees</b>					
Copies of planning permits	Exempt	C	per application	125.00	<b>125.00</b>
Retrieval of file(s) from offsite storage (2015 and earlier)	Exempt	C	per application	58.50	<b>60.00</b>
Preparation of a Section 173 Agreement	Taxable	C	per request	845.00	<b>900.00</b>
Bond or guarantee administration fee	GST N/A	C	per application	512.50	<b>520.00</b>
Inspection fees (second and subsequent)	Exempt	C	per application	155.00	<b>160.00</b>
Condition plan approval fee (second and subsequent)			per application	125.00	<b>125.00</b>
Plan folding fee (A3 and per 10 sheets)	Taxable	C	per A1 plan	3.50	<b>4.00</b>
Plan folding fee (per sheet and including anything other than A3 and A4)	Taxable	C	every 10 pages of A3 plans	3.50	<b>4.00</b>
Digitisation fee (A3 and A4 only)	Taxable	C	per submission	50.00	<b>50.00</b>
Digitisation fee (including anything other than A3 and A4)	Taxable	C	per submission	100.00	<b>100.00</b>
<b>Miscellaneous fees</b>					
"In-principle" fee reduction for all planning permit and planning permit amendment applications that relate to the removal of vegetation	Exempt	S	per application	191.97	<b>195.08</b>
"In-principle" fee reduction for all planning permit and planning permit amendment applications that relate to the pruning of vegetation	Exempt	S	per application	95.98	<b>95.98</b>

<b>BANYULE CITY COUNCIL</b>			<b>Frequency /</b>	<b>Fees &amp;</b>	<b>Fees &amp;</b>
<b>FEES &amp; CHARGES INCOME</b>	<b>GST</b>	<b>Council (C)/</b>	<b>Weight /</b>	<b>Charges</b>	<b>Charges</b>
<b>2018/19</b>		<b>Statutory (S)</b>	<b>Size</b>	<b>2017/18</b>	<b>2018/19</b>
<b>(Directorate)</b>				<b>\$</b>	<b>\$</b>
"In-principle" fee reduction for all planning permit and planning permit amendment applications that relate to sponsorship signage on Council land proposed by community clubs	Exempt	S	per application	191.97	<b>195.08</b>
<b>Planning fees effective 1 July 2017</b>					
<b>Fees for applications for permits under section 47 of the Planning and Environment Act 1987 (regulation 9)</b>					
(Class 1) Use only	Exempt	S	per application	1,265.58	<b>1,286.05</b>
(Class 2) To develop land for a single dwelling per lot or use and develop land for a single dwelling per lot and undertake development ancillary to the use of land for a single dwelling per lot included in the application (other than a class 7 permit or a permit to subdivide or consolidate land) if the estimated cost of development is \$10,000 or less	Exempt	S	per application	191.97	<b>195.08</b>
<b>To develop land for a single dwelling per lot or use and develop land for a single dwelling per lot and undertake development ancillary to the use of land for a single dwelling per lot included in the application (other than a class 8 permit or a permit to subdivide or consolidate land) – Relating to Class 3-6</b>					
(Class 3) If the estimated cost of development is more than 10,000 but not more than 100,000	Exempt	S	per application	604.35	<b>614.13</b>
(Class 4) If the estimated cost of development is more than 100,000 but not more than 500,000	Exempt	S	per application	1,237.14	<b>1,257.15</b>
(Class 5) If the estimated cost of development is more than 500,000 but not more than 1,000,000	Exempt	S	per application	1,336.68	<b>1,358.30</b>
(Class 6) If the estimated cost of development is more than 1,000,000 but not more than 2,000,000	Exempt	S	per application	1,436.22	<b>1,459.45</b>
(Class 7) VicSmart application if the estimated cost of development is 10,000 or less	Exempt	S	per application	191.97	<b>195.08</b>
(Class 8) VicSmart application if the estimated cost of development is more than 10,000	Exempt	S	per application	412.38	<b>419.05</b>
(Class 9) VicSmart application to subdivide or consolidate land	Exempt	S	per application	191.97	<b>195.08</b>
(Class 10) To develop land (other than a class 2, class 3, class 7 or class 8 or a permit to subdivide or consolidate land) if the estimated cost of development is less than 100,000	Exempt	S	per application	1,102.05	<b>1,119.88</b>
(Class 11) To develop land (other than a class 4, class 5, or class 8 or a permit to subdivide or consolidate land) if the estimated cost of development is more than 100,000 and not more than 1,000,000	Exempt	S	per application	1,485.99	<b>1,510.03</b>

<b>BANYULE CITY COUNCIL FEES &amp; CHARGES INCOME 2018/19 (Directorate)</b>	<b>GST</b>	<b>Council (C)/ Statutory (S)</b>	<b>Frequency / Weight / Size</b>	<b>Fees &amp; Charges 2017/18 \$</b>	<b>Fees &amp; Charges 2018/19 \$</b>
(Class 12) To develop land (other than a class 6 or class 8 or a permit to subdivide or consolidate land) if the estimated cost of development is more than 1,000,000 and not more than 5,000,000	Exempt	S	per application	3,277.71	<b>3,330.73</b>
(Class 13) To develop land (other than a class 8 or a permit to subdivide or consolidate land) if the estimated cost of development is more than 5,000,000 and not more than 15,000,000	Exempt	S	per application	8,354.25	<b>8,489.38</b>
(Class 14) To develop land (other than a class 8 or a permit to subdivide or consolidate land) if the estimated cost of development is more than 15,000,000 and not more than 50,000,000	Exempt	S	per application	24,636.15	<b>25,034.63</b>
(Class 15) To develop land (other than a class 8 or a permit to subdivide or consolidate land) if the estimated cost of development is more than 50,000,000 (For the first 12 months from commencement of the regulations, the fee for a class 15 permit application (for development over 50 million) will be charged at 50% of the fee set out in regulations).	Exempt	S	per application	55,372.68	<b>56,268.30</b>
(Class 16) To subdivide an existing building (other than a class 9 permit)	Exempt	S	per application	1,265.58	<b>1,286.05</b>
(Class 17) To subdivide land into 2 lots (other than a class 9 or class 16 permit)	Exempt	S	per application	1,265.58	<b>1,286.05</b>
(Class 18) To effect a realignment of a common boundary between lots or consolidate 2 or more lots (other than a class 9 permit)	Exempt	S	per application	1,265.58	<b>1,286.05</b>
(Class 19) Subdivide land (other than a class 9, class 16, class 17 or class 18 permit)	Exempt	S	per 100 lots created	1,265.58	<b>1,286.05</b>
(Class 20) To: a) create, vary or remove a restriction within the meaning of the Subdivision Act 1988; or b) create or remove a right of way; or c) create, vary or remove an easement other than a right of way; or d) vary or remove a condition in the nature of an easement (other than right of way) in a Crown grant.	Exempt	S	per application	1,265.58	<b>1,286.05</b>
(Class 21) A permit not otherwise provided for in the regulation	Exempt	S	per application	1,265.58	<b>1,286.05</b>

<b>BANYULE CITY COUNCIL</b>			<b>Frequency /</b>	<b>Fees &amp;</b>	<b>Fees &amp;</b>
<b>FEES &amp; CHARGES INCOME</b>	<b>GST</b>	<b>Council (C)/</b>	<b>Weight /</b>	<b>Charges</b>	<b>Charges</b>
<b>2018/19</b>		<b>Statutory (S)</b>	<b>Size</b>	<b>2017/18</b>	<b>2018/19</b>
<b>(Directorate)</b>				<b>\$</b>	<b>\$</b>
<b>Fees for applications to amend permits under section 72 of the Planning and Environment Act 1987 (Regulation 11)</b>					
(Class 1) Amendment to a permit to change the use of land allowed by the permit or allow a new use of land	Exempt	S	per application	1,265.58	<b>1,286.05</b>
(Class 2) Amendment to a permit (other than a permit to develop land for a single dwelling per lot or to use and develop land for a single dwelling per lot or to undertake development ancillary to the use of land for a single dwelling per lot) to change the statement of what the permit allows or to change any or all of the conditions which apply to the permit.	Exempt	S	per application	1,265.58	<b>1,286.05</b>
(Class 3) Amendment to a class 2 permit	Exempt	S	per application	191.97	<b>195.08</b>
(Class 4) Amendment to a class 3 permit	Exempt	S	per application	604.35	<b>614.13</b>
(Class 5) Amendment to a class 4 permit	Exempt	S	per application	1,237.14	<b>1,257.15</b>
(Class 6) Amendment to a class 5 or class 6 permit	Exempt	S	per application	1,336.68	<b>1,358.30</b>
(Class 7) Amendment to a class 7 permit	Exempt	S	per application	191.97	<b>195.08</b>
(Class 8) Amendment to a class 8 permit	Exempt	S	per application	412.38	<b>419.05</b>
(Class 9) Amendment to a class 9 permit	Exempt	S	per application	191.97	<b>195.08</b>
(Class 10) Amendment to a class 10 permit	Exempt	S	per application	1,102.05	<b>1,119.88</b>
(Class 11) Amendment to a class 11 permit	Exempt	S	per application	1,485.99	<b>1,510.03</b>
(Class 12) Amendment to a class 12, 13, 14 or 15 permit	Exempt	S	per application	3,277.71	<b>3,330.73</b>
(Class 13) Amendment to a class 16 permit	Exempt	S	per application	1,265.58	<b>1,286.05</b>
(Class 14) Amendment to a class 17 permit	Exempt	S	per application	1,265.58	<b>1,286.05</b>
(Class 15) Amendment to a class 18 permit	Exempt	S	per application	1,265.58	<b>1,286.05</b>
(Class 16) Amendment to a class 19 permit	Exempt	S	per 100 lots created	1,265.58	<b>1,286.05</b>
(Class 17) Amendment to a class 20 permit	Exempt	S	per application	1,265.58	<b>1,286.05</b>
(Class 18) Amendment to a class 21 permit	Exempt	S	per application	1,265.58	<b>1,286.05</b>
<b>Other fees prescribed within the Planning and Environment (Fes regulations) 2016</b>					
(Regulation 7) For requesting the Minister to prepare an amendment to a planning scheme exempted from the requirements referred to in section 20(4) of the Act.	Exempt	S	per application	3,839.40	<b>3,901.50</b>

<b>BANYULE CITY COUNCIL FEES &amp; CHARGES INCOME 2018/19 (Directorate)</b>	<b>GST</b>	<b>Council (C)/ Statutory (S)</b>	<b>Frequency / Weight / Size</b>	<b>Fees &amp; Charges 2017/18 \$</b>	<b>Fees &amp; Charges 2018/19 \$</b>
(Regulation 8) For requesting the Minister to prepare an amendment to a planning scheme exempted from certain requirements prescribed under section 20A of the Act.	Exempt	S	per application	924.30	<b>939.25</b>
(Regulation 10) For combined permit applications	Exempt	S	per application	Sum of the highest of the fees which would have applied if separate applications were made and 50% of each of the other fees which would have applied if separate applications were made	<b>Sum of the highest of the fees which would have applied if separate applications were made and 50% of each of the other fees which would have applied if separate applications were made</b>
(Regulation 12) Amend an application for a permit or an application to amend a permit a) Under section 57A(3)(a) of the Act the fee to amend an application for a permit after notice is given is 40% of the application fee for that class of permit set out in the Table at regulation 9 ... b) Under section 57A(3)(a) of the Act the fee to amend an application to amend a permit after notice is given is 40% of the application fee for that class of permit set out in the Table at regulation 11 and any additional fee under c) below ... c) If an application to amend an application for a permit or amend an application to amend a permit has the effect of changing the class of that permit to a new class, having a higher application fee set out in the Table to regulation 9, the applicant must pay an additional fee being the difference the original class of application and the amended class of permit.	Exempt	S	per application	Refer to description	<b>Refer to description</b>

<b>BANYULE CITY COUNCIL FEES &amp; CHARGES INCOME 2018/19 (Directorate)</b>	<b>GST</b>	<b>Council (C)/ Statutory (S)</b>	<b>Frequency / Weight / Size</b>	<b>Fees &amp; Charges 2017/18 \$</b>	<b>Fees &amp; Charges 2018/19 \$</b>
(Regulation 13) For a combined application to amend permit	Exempt	S	per application	The sum of the highest of the fees which would have applied if separate applications were made and 50% of each of the other fees which would have applied if separate applications were made	<b>The sum of the highest of the fees which would have applied if separate applications were made and 50% of each of the other fees which would have applied if separate applications were made</b>
(Regulation 14) For a combined permit and planning scheme amendment	Exempt	S	per application	Under section 96A(4)(a) of the Act: The sum of the highest of the fees which would have applied if separate applications were made and 50% of each of the other fees which would have applied if separate applications were made	<b>Under section 96A(4)(a) of the Act: The sum of the highest of the fees which would have applied if separate applications were made and 50% of each of the other fees which would have applied if separate applications were made</b>
(Regulation 15) For a certificate of compliance	Exempt	S	per application	312.84	<b>317.90</b>
(Regulation 16) For an agreement to a proposal to amend or end an agreement under section 173 of the Act	Exempt	S	per application	632.79	<b>643.03</b>
(Regulation 17) For a planning certificate for an application not made electronically	Exempt	S	per application	21.33	<b>21.68</b>
(Regulation 17) For a planning certificate for an application made electronically	Exempt	S	per application	7.00	<b>7.00</b>
(Regulation 18) Where a planning scheme specifies that a matter must be done to the satisfaction of a responsible authority, Minister, public authority or municipal council	Exempt	S	per application	312.84	<b>317.90</b>

<b>BANYULE CITY COUNCIL</b>			<b>Frequency /</b>	<b>Fees &amp;</b>	<b>Fees &amp;</b>
<b>FEES &amp; CHARGES INCOME</b>	<b>GST</b>	<b>Council (C)/</b>	<b>Weight /</b>	<b>Charges</b>	<b>Charges</b>
<b>2018/19</b>		<b>Statutory (S)</b>	<b>Size</b>	<b>2017/18</b>	<b>2018/19</b>
<b>(Directorate)</b>				<b>\$</b>	<b>\$</b>
<b>Fees under the Subdivision (Fees) Regulations 2016</b>					
(Regulation 6) For certification of a plan of subdivision	Exempt	S	per application	167.80	170.51
(Regulation 7) Alteration of plan under section 10(2) of the Act	Exempt	S	per application	106.65	108.38
(Regulation 8) Amendment of certified plan under section 11(1) of the Act	Exempt	S	per application	135.09	137.28
(Regulation 9) Checking of engineering plans	Exempt	S	per application	0.75% of the estimated cost of construction of the works proposed in the engineering plan (maximum fee)	0.75% of the estimated cost of construction of the works proposed in the engineering plan (maximum fee)
(Regulation 10) Engineering plans prepared by Council	Exempt	S	per application	3.5% of the cost of works proposed in the engineering plan (maximum fee)	3.5% of the cost of works proposed in the engineering plan (maximum fee)
(Regulation 11) Supervision of works	Exempt	S	per application	2.5% of the estimated cost of construction of the works (maximum fee)	2.5% of the estimated cost of construction of the works (maximum fee)
<b>Building Services</b>					
<b>Permit levy (state government receives levy)</b>					
Report & consent	Exempt	S	per property	256.90	262.10
Consent & report section 29a	Exempt	S	per property	64.10	65.40
Lodgement fees	Exempt	S	per permit	38.30	39.10
Building enquiry/information fees	Exempt	S	per property	51.20	52.10
Dispensation advertising fee	Taxable	C	per permit	110.00	110.00
<b>Professional fees for building permits inspections and associated services (Including all required permits and certificates)</b>					
<b>Building administration fees services</b>					
Property enquiries form 10	Exempt	S	per property	51.20	52.10



<b>BANYULE CITY COUNCIL</b>			<b>Frequency /</b>	<b>Fees &amp;</b>	<b>Fees &amp;</b>
<b>FEES &amp; CHARGES INCOME</b>	<b>GST</b>	<b>Council (C)/</b>	<b>Weight /</b>	<b>Charges</b>	<b>Charges</b>
<b>2018/19</b>		<b>Statutory (S)</b>	<b>Size</b>	<b>2017/18</b>	<b>2018/19</b>
<b>(Directorate)</b>				<b>\$</b>	<b>\$</b>
Property enquiries - with building inspection dates	Exempt	S	per property	51.20	52.10
<b>Requests for information</b>					
Copy of plans/documentation (residential)	Taxable	C	per property	110.00	110.00
Copy of plans/documents (commercial)	Taxable	C	per property	225.00	225.00
NOTE: Fee includes maximum 5 sheets.					
Dispensation of Building Interim Regulations 2017 for siting or miscellaneous buildings e.g. Veranda fence at intersections masts etc.	Exempt	S	per property	256.90	262.10
<b>Banyule building permits and inspections.</b>					
<b>Domestic works</b>					
<b>Building permit fees include lodgement fee, inspection fees, final inspection certificate/ occupancy permit &amp; G.S.T.</b>					
<b>Minor works (up to 10,000 value of works and within metro area only)</b>					
<b>Type of works (inclusive of GST)</b>					
Demolitions (maximum 1 inspection)	Taxable	C	per permit	575.00	575.00
sheds, verandas, pergolas, carports, timber decks, (maximum 2 inspections)	Taxable	C	per permit	550.00	550.00
Swimming pools	Taxable	C	per permit	1,050.00	1,050.00
Swimming pool fencing advice (to be paid prior to booking inspection.)	Taxable	C	per permit	220.00	220.00
Bushfire assessment (to be paid prior to booking inspection.)	Taxable	C	per permit	330.00	330.00
Amendment fee	Taxable	C	per permit	230.00	230.00
<b>Dwelling additions / alterations (fee below, plus govt. levy)</b>					
<b>Value of works(\$ ) fee (inclusive of GST)</b>					
Up to 19,999 owner builder	Taxable	C	per permit	780.00	780.00
Up to 19,999 builder	Taxable	C	per permit	650.00	650.00
20,000 to 99,999 owner builder	Taxable	C	per permit	1,150.00	1,150.00
20,000 to 99,999 builder	Taxable	C	per permit	960.00	960.00
100,000 to 159,000 owner builder	Taxable	C	per permit	1,590.00	1,590.00
100,000 to 159,000 builder	Taxable	C	per permit	1,330.00	1,330.00
160,000 to 199,999 owner builder	Taxable	C	per permit	2,150.00	2,150.00
160,000 to 199,999 builder	Taxable	C	per permit	1,790.00	1,790.00
200,000 to 299,999 owner builder	Taxable	C	per permit	2,480.00	2,480.00
200,000 to 299,999 builder	Taxable	C	per permit	2,060.00	2,060.00

<b>BANYULE CITY COUNCIL FEES &amp; CHARGES INCOME 2018/19 (Directorate)</b>	<b>GST</b>	<b>Council (C)/ Statutory (S)</b>	<b>Frequency / Weight / Size</b>	<b>Fees &amp; Charges 2017/18 \$</b>	<b>Fees &amp; Charges 2018/19 \$</b>
300,000 to 399,999 owner builder	Taxable	C	per permit	2,800.00	<b>2,800.00</b>
300,000 to 399,999 builder	Taxable	C	per permit	2,330.00	<b>2,330.00</b>
400,000 to 499,999 owner builder	Taxable	C	per permit	3,220.00	<b>3,220.00</b>
400,000 to 499,999 builder	Taxable	C	per permit	2,690.00	<b>2,690.00</b>
500,000 to 599,999 owner builder	Taxable	C	per permit	3,710.00	<b>3,710.00</b>
500,000 to 599,999 builder	Taxable	C	per permit	3,090.00	<b>3,090.00</b>
<b>Dwellings (fee below, plus govt. levy) Lodgement fee and admin fee charged in addition to the below fees.</b>					
Up to 199,999 owner builder	Taxable	C	per permit	1,860.00	<b>1,860.00</b>
Up to 199,999 builder	Taxable	C	per permit	1,560.00	<b>1,560.00</b>
Up to 299,999 owner builder	Taxable	C	per permit	2,020.00	<b>2,020.00</b>
Up to 299,999 builder	Taxable	C	per permit	1,680.00	<b>1,680.00</b>
Up to 399,999 owner builder	Taxable	C	per permit	2,390.00	<b>2,390.00</b>
Up to 399,999 builder	Taxable	C	per permit	1,990.00	<b>1,990.00</b>
Up to 499,999 owner builder	Taxable	C	per permit	2,610.00	<b>2,610.00</b>
Up to 499,999 builder	Taxable	C	per permit	2,180.00	<b>2,180.00</b>
Up to 599,999 owner builder	Taxable	C	per permit	Quote by building surveyor	<b>Quote by building surveyor</b>
Up to 599,999 builder	Taxable	C	per permit	2,360.00	<b>2,360.00</b>
Up to 699,999 owner builder	Taxable	C	per permit	Quote by building surveyor	<b>Quote by building surveyor</b>
Up to 699,999 builder	Taxable	C	per permit	2,750.00	<b>2,750.00</b>
Up to 799,999 owner builder	Taxable	C	per permit	Quote by building surveyor	<b>Quote by building surveyor</b>
Up to 799,999 builder	Taxable	C	per permit	3,220.00	<b>3,220.00</b>
Up to 899,999 owner builder	Taxable	C	per permit	Quote by building surveyor	<b>Quote by building surveyor</b>
Up to 899,999 builder	Taxable	C	per permit	3,830.00	<b>3,830.00</b>
Up to 999,999 owner builder	Taxable	C	per permit	Quote by building surveyor	<b>Quote by building surveyor</b>
Up to 999,999 builder	Taxable	C	per permit	4,380.00	<b>4,380.00</b>
Unit development	Taxable	C	per permit	Quote by building surveyor	<b>Quote by building surveyor</b>
Permit/Inspection fees do not include the Government levy charged at 0.00160 X calculated cost on the value of building works over 10,000. Domestic works only.					

<b>BANYULE CITY COUNCIL</b>			<b>Frequency /</b>	<b>Fees &amp;</b>	<b>Fees &amp;</b>
<b>FEES &amp; CHARGES INCOME</b>	<b>GST</b>	<b>Council (C)/</b>	<b>Weight /</b>	<b>Charges</b>	<b>Charges</b>
<b>2018/19</b>		<b>Statutory (S)</b>	<b>Size</b>	<b>2017/18</b>	<b>2018/19</b>
<b>(Directorate)</b>				<b>\$</b>	<b>\$</b>
Commercial buildings	Taxable	C	per permit	Quote by building surveyor	<b>Quote by building surveyor</b>
Permit/Inspection fees do not include the Government levy charged at 0.00160 X calculated cost on the value of building works over 10,000. Commercial works only.					
Country areas must have a quote					
Notes: Extra inspections will be charged at 110.00 each.					
<b>Building permit extension fees</b>					
Amount of time required	Taxable	C	per permit	330.00	<b>330.00</b>
A letter must be supplied detailing the amount of works completed and the amount of time required to complete the remaining works.					
Applicant must be aware that no further extensions will be possible.					
**** Please refer clients to the building department for a quote on a building permit fee.					
<b>Strategic Planning</b>					
LATM strategy	Exempt	C	per item	30.00	<b>31.00</b>
<b>Fee for hard copy, electronic format free of charge.</b>					
Neighbourhood character strategy (full set of brochures).	Exempt	C	per item	30.00	<b>31.00</b>
<b>Heritage places study</b>					
Colour	Exempt	C	per item	412.00	<b>425.00</b>
Black & white	Exempt	C	per item	124.00	<b>128.00</b>
Heidelberg structure plan (colour only)	Exempt	C	per item	62.00	<b>64.00</b>
Heidelberg precincts plan (colour only)	Exempt	C	per item	62.00	<b>64.00</b>
Summary brochure of Heidelberg structure plan (colour only)	Exempt	C	per item	36.00	<b>37.00</b>
Greensborough structure plan	Exempt	C	per item	36.00	<b>37.00</b>
Housing strategy	Exempt	C	per item	52.00	<b>53.50</b>
Housing background report	Exempt	C	per item	37.50	<b>39.00</b>
Housing issues paper	Exempt	C	per item	37.50	<b>39.00</b>
Beaumont estate heritage guidelines (black & white only)	Exempt	C	per item	26.00	<b>27.00</b>
Beauview estate heritage guidelines (black & white only)	Exempt	C	per item	26.00	<b>27.00</b>
Glenard estate heritage guidelines (black & white only)	Exempt	C	per item	26.00	<b>27.00</b>
Ivanhoe views heritage guidelines (black & white only)	Exempt	C	per item	26.00	<b>27.00</b>
Marshall street estate heritage guidelines (black & white only)	Exempt	C	per item	26.00	<b>27.00</b>
Mount Eagle estate heritage guidelines (black & white only)	Exempt	C	per item	26.00	<b>27.00</b>

<b>BANYULE CITY COUNCIL</b>			Frequency /	Fees &	Fees &
<b>FEES &amp; CHARGES INCOME</b>	<b>GST</b>	<b>Council (C)/</b>	<b>Weight /</b>	<b>Charges</b>	<b>Charges</b>
<b>2018/19</b>		<b>Statutory (S)</b>	<b>Size</b>	<b>2017/18</b>	<b>2018/19</b>
<b>(Directorate)</b>				<b>\$</b>	<b>\$</b>
Warringal estate heritage guidelines (black & white only)	Exempt	C	per item	26.00	27.00
Bell street mall master plan	Exempt	C	per item	35.00	36.00
<b>Regulation</b>					
<b>Fees for amendments to planning schemes</b>					
Regulation 6(1) to consider a request	Exempt	S	per request	2,871.60	2,871.60
Regulation 6(2)(i) to consider up to and including 10 submissions	Exempt	S	per defined number of submissions	14,232.70	14,232.70
Regulation 6(2)(ii) to consider 11 to (and including) 20 submissions	Exempt	S	per defined number of submissions	28,437.60	28,437.60
Regulation 6(2)(iii) to consider submissions that exceed 20	Exempt	S	per defined number of submissions	38,014.40	38,014.40
Regulation 6(3) to adopt	Exempt	S	per request	453.10	453.10
Regulation 6(4) to request approval	Exempt	S	per request	453.10	453.10
Regulation 9 for a combined permit application and planning scheme amendment	Exempt	S	per application/request	Variable	Variable
<b>PROPERTY &amp; ECONOMIC DEVELOPMENT</b>					
<b>Property Services</b>					
Right of way (road) discontinuance application fee	Taxable	C	per application	123.00	127.00
Making title available at land registry	Taxable	C	per title	128.00	131.00
Rent/Licence fee – Category two	Taxable	C	per property	0.00	310.00
Discontinued road or reserves annual occupancy fees	Taxable	C	per address	Refer Notes *	Refer Notes *
Note *minimum fees \$110 or 10 % of market value whichever is the greater					
<b>Valuations</b>					
Sale of supplementary valuations SRO	Taxable	C	per assessment	8.68	8.70
Sale of supplementary valuations Yarra valley water	Taxable	C	per assessment	32.00	32.00
<b>TRANSPORT, SUSTAINABILITY &amp; MUNICIPAL LAWS</b>					
<b>Engineering Services</b>					
Application to construct over a drainage and sewerage easement	Exempt	S	per building commission	262.10	262.10
Stormwater Legal point of discharge applications	Exempt	S	per building commission	65.40	65.40
Determination of applicable flood level:	Exempt	S	per building commission	259.91	259.91

<b>BANYULE CITY COUNCIL FEES &amp; CHARGES INCOME 2018/19 (Directorate)</b>	<b>GST</b>	<b>Council (C)/ Statutory (S)</b>	<b>Frequency / Weight / Size</b>	<b>Fees &amp; Charges 2017/18 \$</b>	<b>Fees &amp; Charges 2018/19 \$</b>
Assessment of Engineering Plans as part of Planning Permits - Up to 2 units	Taxable	C	per application	175.00	<b>180.00</b>
Assessment of Engineering Plans as part of Planning Permits - 3 to 5 units	Taxable	C	per application	465.00	<b>475.00</b>
Assessment of Engineering Plans as part of Planning Permits - 6 to 10 units	Taxable	C	per application	645.00	<b>660.00</b>
Assessment of Engineering Plans as part of Planning Permits - 11 to 20 units	Taxable	C	per application	825.00	<b>845.00</b>
Assessment of Engineering Plans as part of Planning Permits - Over 20 units	Taxable	C	per application	1,000.00	<b>1,030.00</b>
Assessment of Engineering Plans as part of Planning Permits - All Industrial / Mixed Use & Commercial Developments	Taxable	C	per application	645.00	<b>660.00</b>
Assessment of Engineering Plans as part of Planning Permits - Subdivisions	Exempt	C	per application	0.75% of works	<b>0.75% of works</b>
Asset Plan Search	Exempt	C	per request	99.25	<b>102.00</b>
* If a land survey is required the above charge will be higher, based on the hourly rate for survey.					
<b>Assessment of engineering plans as part of planning permits</b>					
Plan check (engineering component of planning application)	Exempt	C	per application	Quote	<b>Quote</b>
Name blade directional signage request (per sign)	Exempt	C	per sign	125.00	<b>127.00</b>
Works zone sign (per sign)	Taxable	C	per sign	130.00	<b>132.00</b>
Works zone request - outside business or within mixed use zone - per space per day	Taxable	C	per space per day	12.00	<b>12.00</b>
Works zone request - within a residential zone - per space per day	Taxable	C	per space per day	7.00	<b>7.00</b>
Works zone request - on paid parking areas	Taxable	C	per space per day	(Hours of restriction) * Hourly fee	<b>(Hours of restriction) * Hourly fee</b>
Assessment and approval of Traffic Management Plans	Taxable	C	per application	40.00	<b>40.00</b>
<b>Environment</b>					
Significant tree study	Taxable	C	per item	46.00	<b>46.00</b>
<b>Local law permits</b>					
Unless otherwise stated local law permits are	Exempt	C	per annum	170.00	<b>175.00</b>
Chairs and tables	Exempt	C	per annum	215.00	<b>220.00</b>
Signs and "A" boards	Exempt	C	per annum	195.00	<b>200.00</b>
Goods on footpaths	Exempt	C	per annum	265.00	<b>270.00</b>
Real estate advertising portable signs	Exempt	C	per annum	560.00	<b>570.00</b>

<b>BANYULE CITY COUNCIL FEES &amp; CHARGES INCOME 2018/19 (Directorate)</b>	<b>GST</b>	<b>Council (C)/ Statutory (S)</b>	<b>Frequency / Weight / Size</b>	<b>Fees &amp; Charges 2017/18 \$</b>	<b>Fees &amp; Charges 2018/19 \$</b>
Busking per day	Exempt	C	per 30 days	40.00	30.00
Itinerant traders per day	Exempt	C	per day	1,460.00	1,460.00
Skips beyond size/time per site	Exempt	C	per week or part thereof	140.00	145.00
Shipping containers / pods	Exempt	C	per container	180.00	185.00
Approved charity bin site	Exempt	C	per annum	180.00	185.00
Storage of building materials	Exempt	C	per permit	Permit 250 + Sq.mtrs x no of wks x 80	Permit 255 + Sq.mtrs x no of wks x 85
Burning off per event	Exempt	C	per event	150.00	155.00
Camping/caravan permits per month (over 3 months)	Exempt	C	per month	180.00	180.00
* Note:- local law permit / fees are non refundable.					
<b>Animals (local laws &amp; domestic animals act 1994)</b>					
Keeping of animals (more than prescribed number)	Exempt	C	per year	50.00	50.00
Registration full fee dogs + state levy below	Exempt	C & S	per year	111.00	114.00
Registration reduced fee category dogs + state levy below	Exempt	C & S	per year	37.00	38.00
Registration fee puppy under 6 months microchipped + state levy below	Exempt	C & S	per year	37.00	38.00
Registration fee for dogs registered prior to 11 April 2013, microchipped or desexed + state levy below	Exempt	C & S	per year	37.00	38.00
Registration fee restricted, declared dangerous or menacing dogs + state levy below	Exempt	C & S	per year	111.00	114.00
State government levy dogs	Exempt	C & S	per year	3.50	3.50
Registration full fee cats + state levy below	Exempt	C & S	per year	93.00	95.00
Registration reduced fee category cats + state levy below	Exempt	C & S	per year	31.00	32.00
Registration fee kitten under 6 months microchipped + state levy below	Exempt	C & S	per year	31.00	32.00
Registration fee for cats registered prior to 11 April 2013, microchipped or desexed + state levy below	Exempt	C & S	per year	31.00	32.00
State Government levy cats	Exempt	C & S	per year	2.00	2.00
<i>Pro-rata registration fees apply from 1 October based on whether animal is newly acquired, not applicable where registration should have been renewed. Pro-rata fee reduction does not apply to restricted, declared dangerous or menacing dogs.</i>					
<i>Eligible pensioners are charged 50% of the fee except for restricted, menacing or dangerous dogs.</i>					
<b>**Note:</b> The State Government Levy may increase as of 1 July 2017, this increase will be reflected in the State Levy charged for the 2017/2018 registration period.					

<b>BANYULE CITY COUNCIL</b>			<b>Frequency /</b>	<b>Fees &amp;</b>	<b>Fees &amp;</b>
<b>FEES &amp; CHARGES INCOME</b>	<b>GST</b>	<b>Council (C)/</b>	<b>Weight /</b>	<b>Charges</b>	<b>Charges</b>
<b>2018/19</b>		<b>Statutory (S)</b>	<b>Size</b>	<b>2017/18</b>	<b>2018/19</b>
<b>(Directorate)</b>				<b>\$</b>	<b>\$</b>
Replacement registration tag	Exempt	C	as required	6.00	6.00
Transfer of registration from another Municipality	Exempt	C	as required	6.00	6.00
Inspection of animal record	Exempt	S	per record	27.00	27.00
Animal business registration application	Exempt	S	per premises	195.00	200.00
<b>**Note: Refunds are only applicable for annual fees and shall be calculated on a quarterly basis of unused portion, less an administrative charge of 5. No refund less than 10 shall be given.</b>					
<b>Parking matters</b>					
Resident schemes/first permit	Exempt	C	per annum	-	-
Resident schemes/second permit	Exempt	C	per annum	30.00	30.00
First visitor permit	Exempt	C	per annum	45.00	45.00
First visitor permit (concession)	Exempt	C	per annum	10.00	10.00
Second visitor permit	Exempt	C	per annum	65.00	65.00
Disabled permits	Exempt	C	per annum	-	-
Replacement disabled motorist permit (subject to discretion)	Exempt	C	as required	10.00	10.00
Parking meter fees	Taxable	C	per day	up to 15.00	up to 16.00
Parking fees per hour	Taxable	C	per hr	up to 4.00	up to 5.00
<b>Release fees (Local Government Act)</b>					
Shopping trolleys	Exempt	C	each	46.00	46.00
Trolley fitted with kart saver	Exempt	C	each	36.00	36.00
Derelict vehicles & impoundment costs	Exempt	C	each	530.00	540.00
Obstructions/A boards & impoundment costs	Exempt	C	each	190.00	195.00
Miscellaneous small items & impoundment costs	Exempt	C	each	170.00	175.00
Miscellaneous large items & impoundment costs	Exempt	C	each + Cost	230.00	235.00
Dog pound rehoming	Exempt	C	maximum (8 days) held	112.00	120.00
<b>Filming Fees</b>					
Filming application fee	Exempt	C	per request	160.00	160.00
<b>Income fees filming on Banyule property</b>					
Filming/Commercial Photography - full day (first day)	Exempt	C	per day	750.00	750.00
Filming/Commercial Photography - full day (subsequent days)	Exempt	C	per day	375.00	375.00
Filming Commercial Photography - half day (first day)	Exempt	C	per half day	375.00	375.00

<b>BANYULE CITY COUNCIL</b>			<b>Frequency /</b>	<b>Fees &amp;</b>	<b>Fees &amp;</b>
<b>FEES &amp; CHARGES INCOME</b>	<b>GST</b>	<b>Council (C)/</b>	<b>Weight /</b>	<b>Charges</b>	<b>Charges</b>
<b>2018/19</b>		<b>Statutory (S)</b>	<b>Size</b>	<b>2017/18</b>	<b>2018/19</b>
<b>(Directorate)</b>				<b>\$</b>	<b>\$</b>
Filming/Commercial Photography - half day (subsequent days)	Exempt	C	per half day	187.50	<b>187.50</b>
Note: Extended filming on application - negotiable					
Students film	Exempt	C		-	-
Essential Vehicles and Crew Parking Permits - first day (Cost per 8 bays)	Exempt	C	per day per 8 bays	150.00	<b>150.00</b>
Essential Vehicles and Crew Parking Permits - subsequent days (Cost per 8 bays)	Exempt	C	per pay per 8 bays	80.00	<b>80.00</b>
Filming inspection (Monday -Friday)	Exempt	C	per inspection	130.00	<b>130.00</b>
Filming inspection (Weekend)	Exempt	C	per inspection	350.00	<b>350.00</b>
Unit Base Fee - per day (if applicable)	Exempt	C	per day	500.00	<b>500.00</b>
<b>Other (Local Law)</b>					
Reserved Parking Fees	Exempt	C	Per bay	0	<b>10.00</b>
Occupation permit application fee on Council land (plant and equipment)	Exempt	C	each	70.00	<b>72.00</b>
Works permit during business hours	Exempt	C	per day	70.00	<b>72.00</b>
Works permit out of hours	Exempt	C	per day	150.00	<b>150.00</b>
Occupation permit inspection fee during business hours	Exempt	C	per inspection	130.00	<b>135.00</b>
Occupation permit inspection fee out of hours	Exempt	C	per inspection	350.00	<b>350.00</b>
Occupation permit application fee on Council land (hoarding)	Exempt	C	each	70.00	<b>72.00</b>
Occupation rates	Exempt	C	Sq. Meters per week	5.50	<b>6.00</b>
Occupation Permit Inspection fee during business hours	Exempt	C	per inspection	130.00	<b>130.00</b>
Occupation Permit Inspection fee out of hours	Exempt	C	per inspection	350.00	<b>350.00</b>
Miscellaneous permits & costs per event	Exempt	C	per event	150.00	<b>155.00</b>
Where a fee is greater than 60, the first 50 of each fee is considered the application fee. Permits may require certain conditions and the normal public liability insurance cover required is 10 million.					
<b>Traffic infringement notices. Set by Victorian State regulation</b>					
(Road rules Victoria)	Exempt	S	per infringement	81.00 and 158.00 until 1st of July and will be increased by State Government	<b>81.00 and 161.00 until 1st of July and will be increased by State Government</b>



<b>BANYULE CITY COUNCIL</b>			<b>Frequency /</b>	<b>Fees &amp;</b>	<b>Fees &amp;</b>
<b>FEES &amp; CHARGES INCOME</b>	<b>GST</b>	<b>Council (C)/</b>	<b>Weight /</b>	<b>Charges</b>	<b>Charges</b>
<b>2018/19</b>		<b>Statutory (S)</b>	<b>Size</b>	<b>2017/18</b>	<b>2018/19</b>
<b>(Directorate)</b>				<b>\$</b>	<b>\$</b>
<b>Set by Council under Road Safety Act 1986</b>					
(Discretionary fines) up to 0.5 penalty units	Exempt	S	per infringement	158.00 until 1st of July and will be increased by State Government	159.00 until 1st of July and will be increased by State Government
Infringement debt collection fees	Exempt	C	per infringement	25.00	25.00
Park Access fee	Exempt	C	Per Access	-	150.00
<b>CORPORATE SERVICES</b>					
<b>GOVERNANCE &amp; COMMUNICATIONS</b>					
(Provision of prescribed accounts and records as listed in Part 10 Local Government Regulations 1990)					
<b>Freedom of information. Pursuant to section 22 of the act</b>					
Application fee (set by government)	Exempt	S	per application	28.40	28.40 until 30th June 2018 and will be increased by State Government
<b>Charges for access to documents</b>					
Per hour	Exempt	S	per hour	In Accordance with the Freedom of Information Act	In Accordance with the Freedom of Information Act
Per 1/4 hour or part thereof	Exempt	S	per 1/4 hour	In Accordance with the Freedom of Information Act	In Accordance with the Freedom of Information Act
Per page (A4) or part thereof non colour photocopying	Exempt	S	per page	In Accordance with the Freedom of Information Act	In Accordance with the Freedom of Information Act
<b>ORGANISATIONAL SYSTEMS</b>					
<b>Corporate charges photocopying &amp; file access</b>					
File retrieval - commercial offsite storage	Exempt	C	per request	84.00	84.00
File retrieval - Council offsite storage	Exempt	C	per request	52.50	52.50

<b>BANYULE CITY COUNCIL</b>			<b>Frequency /</b>	<b>Fees &amp;</b>	<b>Fees &amp;</b>
<b>FEES &amp; CHARGES INCOME</b>			<b>GST</b>	<b>Council (C)/</b>	<b>Weight /</b>
<b>2018/19</b>			<b>Statutory (S)</b>	<b>Size</b>	<b>Charges</b>
<b>(Directorate)</b>				<b>2017/18</b>	<b>2018/19</b>
				<b>\$</b>	<b>\$</b>
<b>Photocopies</b>					
Black & white A4	Exempt	C & S	per page	0.25	<b>0.25</b>
Colour A4	Exempt	C & S	per page	1.10	<b>1.10</b>
A3	Exempt	C	per page	1.30	<b>1.30</b>
A2	Exempt	C	per page	2.50	<b>2.50</b>
A1	Exempt	C	per page	4.00	<b>4.00</b>
A0	Exempt	C	per page	5.00	<b>5.00</b>
*A Council may fix reasonable fees for the inspection and copying of documents containing prescribed matters.					
As per Section 223 of the Local Government Act 1989.					
<b>FINANCE &amp; PROCUREMENT</b>					
<b>Certificate fees</b>					
Land information certificate (set by state government)	Exempt	S	per certificate	25.90	<b>25.90</b>
Urgent land information certificate processing fee	Exempt	C	per certificate	31.00	<b>32.00</b>
<b>Rates</b>					
Rate Notice Reproduction fee	Taxable	C	per issue	15.00	<b>15.00</b>
Requestor Correspondence fee	Taxable	C	per issue	25.00	<b>26.30</b>
Dishonoured payment administration fee	Exempt	C	per dishonour	15.00	<b>15.00</b>
Collection administration fee	Exempt	C	per assessment	50.00	<b>50.00</b>
Legal collection fee	Exempt	S	per assessment	As per Magistrates Court scale of costs.	<b>As per Magistrates Court scale of costs.</b>
<b>Special Rates &amp; Charges</b>					
Dishonoured payment administration fee	Exempt	C	per dishonour	15.00	<b>15.00</b>
Legal collection fee	Exempt	S	per assessment	As per Magistrates Court scale of costs.	<b>As per Magistrates Court scale of costs.</b>
<b>Accounts Receivable</b>					
Dishonoured payment administration fee	Exempt	C	per dishonour	15.00	<b>15.00</b>
Collection administration fee	Exempt	C	per account	15.00	<b>75.00</b>
Legal collection fee	Exempt	S	per account	As per Magistrates Court scale of costs.	<b>As per Magistrates Court scale of costs.</b>
*All statutory fees will be updated when it is made available by the appropriate government body.					

# How to contact your Council

For all enquiries or information about any Council services:

Telephone: **9490 4222**

Email: **enquiries@banyule.vic.gov.au**

Website: **www.banyule.vic.gov.au**

Fax: 9499 9475

If your hearing or speech is impaired, you can call us through the National Relay Service on **133 677** (TTY) or **1300 555 727** (ordinary handset) and ask for 94904222.

## Postal Address:

PO Box 94, Greensborough 3088

DX 97904 Ivanhoe

## Council Service Centres:

Greensborough: Level 3, 1 Flintoff Street

Ivanhoe: 275 Upper Heidelberg Road

Rosanna: 72 Turnham Avenue (inside Rosanna Library)

## Office Hours of Opening:

Greensborough & Ivanhoe: Monday – Friday 8.30am – 5pm

Greensborough: Wednesday night until 7pm

Rosanna: Monday – Friday 10am – 12noon and 1pm – 4pm

## Interpreter service:

If you need an interpreter, please contact TIS National on 131 450 and ask to be connected to Banyule Council on 9490 4222.

إذا كنتم بحاجة إلى مترجم، الرجاء الاتصال بالخط القومي لخدمة الترجمة الهاتفية على الرقم 131 450. واطلبوا إيصالككم ببلدية بانويل على الرقم 9490 4222.

若你需要口譯員，請致電131 450聯絡TIS National，要求他們為你致電9490 4222接通Banyule市政廳。

Ako vam je potreban tumač, molimo vas, nazovite TIS National na broj 131 450 i zatražite da vas se spoji sa Vijećem općine Banyule na broj 9490 4222.

Αν χρειάζεστε διερμηνέα τηλεφωνήστε στην Εθνική Υπηρεσία Διερμηνέων Μεταφραστών στον αριθμό 131 450 και ζητήστε να σας συνδέσουν με τη Δημαρχία Banyule στο 9490 4222.

Se hai bisogno di un interprete chiama TIS National al numero 131 450 e chiedi di essere messo in comunicazione con il Comune di Banyule al numero 9490 4222.

Ако ви треба преведувач ве молиме јавете се на TIS National на 131 450 и замовете да ве поврзат со Banyule Council на 9490 4222.

如果你需要一名翻译，请打电话到国家电话翻译服务处(TIS National) 131 450，再转接到Banyule市政府9490 4222

Haddii aad u baahan tahay mutarjum wac khadka qaranka oo ah TIS 131 450 weydiina in lagugu xiro Degmada Banyule tel: 9490 4222.

Nếu cần thông dịch, xin gọi cho TIS Toàn Quốc qua số 131 450 rồi nhờ họ gọi cho Hội Đồng Thành Phố Banyule theo số 9490 4222 giúp quý vị.